


Hitachi Escalator Parts

Escalator Parts

- Miscellaneous Hitachi Parts44
- Replacement Hitachi Handrails44
- Replacement Hitachi Comb Plates45
- Replacement Hyundai Comb Plates45
- Notes.....46



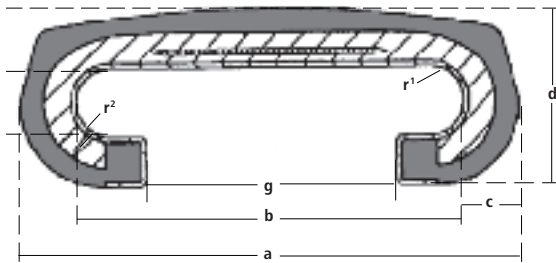
Miscellaneous Hitachi Parts



Part Number	Description
HT201723-2	Gen I/O PCB (Elevonic)

4

Replacement for Hitachi Handrails



a = 3 ⁵ / ₃₂ " (80mm)	f = 3/8" (9.5mm)
b = 2 ¹³ / ₃₂ " (62mm, ± 3.0)	g = 1 ⁹ / ₁₆ " (39mm)
c = 3/8" (9mm)	r¹ = 1/4" (7mm)
d = 1 1/8" (28.5mm, ± 1)	r² = 6/32" (5mm)
e = 7/16" (10.6mm)	


Part Number	Description
HE992	Hitachi, Extra Heavy-Duty Indoor/ Outdoor for Linear Drive Systems. (Refer to no. 80NT to order.)

IMPORTANT NOTE: Our Otis Handrail Part Number OE993 can be used on some Hitachi escalators. Measure dimension r2 carefully before ordering.



NOTE: For information on the features/benefits of choosing Adams replacement handrails, how to measure escalator handrails, and how to coil escalator handrails, see pages 23 – 26.

Replacement Hitachi Comb Plates



Part Number	Description
HT-990-A	Comb Plate, center section, yellow, 17 teeth
HT-990-E	Comb Plate, left-hand, yellow, 19 teeth
HT-990-Y	Comb Plate, right-hand, yellow, 19 teeth

4

Replacement Hyundai Comb Plates



Part Number	Description
655B013H04	Comb Plate, right-hand
655B013H05	Comb Plate, left-hand
655B013H06	Comb Plate, center section

NOTE: For safe riding, Adams recommends strongly that you replace any comb plate that has even one broken or missing tooth.

