

Catalog Vol. 1.1

ADAMS

Escalator Service Parts

More Parts Delivered Faster

1.800.929.9247

www.adamselevator.com

Can't find a part?
New parts added to our inventory daily.
Call 800-929-9247.

Your Customer Number:

For more information, contact the Adams location nearest you.

Adams USA (World Headquarters)

6310 W. Howard Street
Niles, IL 60714-3480 USA
Toll-Free Phone: 800-929-9247
International Sales: 847-965-0700
Fax: 847-581-2949

Adams Canada

75 Horner Ave, #3
Toronto CN M8Z 4X5
Toll-Free Phone: 800-268-5392
Phone: 416-253-6661
Fax: 416-253-1662

International Sales Fax: 847-965-3758

Safety Products Fax: 847-581-2949

Customer Support Fax: 847-965-9022

www.adamselevator.com

Parts E-mail: adams_parts@adamselevator.com

Safety E-mail: adams_safety@adamselevator.com

Escalator Parts Catalog Vol. 1.1



How to Order
2 – 10



Adams
11 – 30



Haughton
31 – 42



Hitachi
43 – 46



Kone/Montgomery
47 – 54



Otis
55 – 62



Schindler
63 – 100



Westinghouse
101 – 126




Part Number Indexes
127 – 144

World Headquarters

Niles, IL

1





U.S. and International Orders

1

For more than 70 years, Adams Elevator Equipment Company has been the preferred source for parts to help mechanics and service contractors repair and maintain elevators and escalators the world over. We have added nearly 15,000 parts, doubling the number of elevator and escalator service parts Adams offers. That means you can make one call to Adams and very likely get every item you need!

Adams is pleased to release our new escalator parts catalog. The basic catalog organization is the same as our elevator parts catalog because you've told us what works best for you. Each section is dedicated to a particular equipment manufacturer. But we've also made it easier for you to find the items you need to work on anybody's equipment.

Adams is proud to be an active supporter of NAEC, CECA, EESF and numerous local and regional professional associations. We look forward to continuing to work every day to earn your business.

How to contact Adams sales offices: Chicago Metro (Niles, IL)

Parts, Toll-Free 800-929-9247
Parts, Fax 847-581-2949
Main Receptionist, Toll-Free 800-323-0796
Main, Fax..... 847-965-9114
International, Phone..... 847-965-0700
International, Fax 847-965-3758
Mail
... 6310 W. Howard St., Niles IL 60714-3480 USA

Canada (Toronto, ONT)

Main, Toll-Free 800-268-5392
Local, Phone 416-253-6661
Main, Fax..... 416-253-1662
Mail
75 Horner Avenue, #3, Toronto, CN M8Z 4X5

www.adamselevator.com

Parts E-mail: adams_parts@adamselevator.com
Safety E-mail: adams_safety@adamselevator.com

Your Customer Number:

Confirming Orders

If you send a confirming order, please make sure it is clearly marked "CONFIRMING" to avoid duplicating your phone order.

Minimum Orders

Acceptance of orders is subject to a \$35.00 minimum charge.

Prices and Terms

Call your sales representative for current pricing since pricing is subject to change without notice. Prices prevailing when your order is received will apply. All prices are FOB Niles (or FOB Toronto for Canadian customers). Terms of payment are net 30 days with approved credit. See Terms and Conditions of Sale on page 6.

Visa, Mastercard, Discover

Adams accepts Visa, Mastercard, and Discover credit cards for payment at time of order.



Quantity Discounts

Volume discounts are available for a variety of products.

Shipments

Orders will ship by the most efficient method, based on your delivery requirements. Charges for freight, overnight delivery, insurance, fees, and forwarding costs will be added to your invoice. See Terms and Conditions of Sale on page 6.

U.S. and International Orders

Return of Items

Requests for returns must include return authorization number. Please follow the return process described on the packing list or contact your representative for additional information. Returns may be subject to a 25% restocking charge or \$25.00 minimum, whichever is greater. See Terms and Conditions of Sale.

Damaged Goods Claims

We take extreme care to fill, check, re-check, and pack every order. If you find errors or damaged goods, please report these to our Customer Support Department within 30 days.

In addition, notify the carrier and file a claim for damaged merchandise. Request that the shipment be inspected by a carrier representative to insure prompt processing of your claim. Keep all containers and packing material. See Terms and Conditions of Sale.

International Shipment and Payment Policies

Adams has worked hard to make it easy for our international customers to order. We have staff that is trained and dedicated to work with international customers. Acceptance of international orders is subject to US \$50.00 minimum charge. Shipment is ex works warehouse, Niles, Illinois. We have the capability to ship CIP destination. Please specify at time order is placed.

Choose from these 5 ways to make payment on your account:

- 1) Cash in advance with a check drawn on an American bank in U.S. dollars. You can pay by way of bank draft drawn in U.S. funds on a bank in the United States.

- 2) Wire transfer funds to Adams Elevator. Call International Sales for instructions on where and how to wire funds for payment. In order to properly credit your account, be sure to reference your Adams account number or proforma number when wiring funds. The amount of the wire transfer must equal the amount of your order. Your bank may require you to pay additional charges at the time the wire transfer is requested. Your order will be processed upon verification from our bank of the wire transfer, so be sure to instruct the bank to notify Adams as soon as the wire is received.
- 3) C.A.D. (cash against documents), also known as a sight draft. In this case, we use American National Bank's correspondent bank in your country. If you choose to use your own bank, let us know the name of the bank.
- 4) Letter of credit. A confirmed, irrevocable letter of credit is often used for larger orders. It can be placed with our bank in the amount of the order. Be sure that your letter of credit stipulates that ALL bank charges are the responsibility of the buyer, and that NVOCC shipments/bills of lading are permitted.
- 5) Credit Card. Adams also accepts VISA, MasterCard and Discover for payment at time of order.



Note: International orders ship complete unless otherwise specified.

To place an order from outside the U.S., call International Sales at 847-965-0700, or Fax 847-965-3758 (country code 1).

Terms and Conditions of Sale

1

All orders placed with Adams, whether written or verbal, are subject to the following terms of sale, which may be changed or supplemented by Adams at any time. No modifications of or additions to these terms will be recognized unless specifically agreed to in writing by an authorized officer of Adams Elevator Equipment Company. Failure by Adams to object to revisions contained in any prior or subsequent order or communication from a purchaser shall not be construed as a waiver of these conditions or an acceptance of any such provision.

Prices

All prices are FOB point of shipment and are subject to change without notice. Quotations expire in 30 days unless otherwise advised in writing. Customer will be responsible for all import permits and licenses, and payment of all import duties and customs fees. Published or quoted prices do not include sales, use, excise, or similar taxes. All applicable taxes must be paid by the purchaser.

Terms Of Payment

Terms of payment are net 30 days, FOB point of shipment, contingent upon credit approval. Adams shall retain title to or hold a security interest in all merchandise until payment is received.

Credit

Prior to making shipment, Adams may require purchaser to provide credit worthiness. If Adams is not satisfied, it may decline the order, require advance payment, or ship COD.

Collection Term

You agree to pay Adams Elevator Equipment Company interest at the rate of one and one-half percent (1 1/2%) per month, or the highest rate then permitted by law, whichever is less, for all amounts not paid within thirty (30) days from date of invoice and for all costs, including reasonable attorneys' fees and disbursements, incurred by Adams Elevator Equipment Company to collect such overdue amounts.

Shipping

Shipment will be made within a reasonable time after receipt of an order by Adams. In the event that some parts are not in stock, Adams shall have the right to make delivery in installments. All installments shall be invoiced separately and paid as billed without regard to subsequent deliv-

eries. Adams cannot be held responsible if it is unable, for any reason, to make shipment by a specified date.

Damage and Loss

All products are packed and marked for shipment according to good commercial practice. Upon delivery to the carrier and his receipt for the merchandise, responsibility for the delivery intact to the destination rests with the carrier. All shipments should be inspected upon receipt at the destination for visible damage and noted on Bill of Lading immediately, and Adams should be notified.

Claims for loss or damage should be filed with the carrier immediately. A "Concealed Damage" claim is required when damage is not externally visible. Adams will assist, insofar as is practicable, in securing satisfactory adjustment of claims. All claims for loss and damage, however, must be made by the purchaser to the carrier.

In Case Of Shortage

Adams must be notified of shortage within 10 days of receipt of goods. Send copy of packing list to Adams for immediate resolution. Keep original for your records.

Return Of Merchandise

No material is to be returned without first obtaining return authorization from Adams. Material must be properly packed to protect against physical damage during shipment, and must be shipped prepaid and insured. Returned material is subject to a 25% re-stocking charge or \$25.00 minimum, whichever is greater. See the back of your packing slip for complete instructions for return of merchandise.

Warranty

Unless otherwise stated in a product specification sheet from Adams, Adams parts are warranted to be free from defects in material and workmanship for a period of 12 months after receipt of shipment. Adams' obligation in this respect is limited to furnishing on an exchange basis, FOB shipping point, replacement for part(s) which had been promptly reported by the purchaser as having been in his opinion defective, and are so found by Adams upon return of part(s) and inspection thereof. Adams shall not be liable for any injury, loss, damage, or other costs, direct or consequential, arising out of the use of, or the inability of the purchaser to use the product. Before

using or furnishing to another for their use, purchaser shall determine the suitability of the product for its intended use and purchaser assumes all risks and liabilities in connection therewith. THE FOREGOING WARRANTY IS IN LIEU OF ALL OTHER WARRANTIES, EXPRESSED OR IMPLIED, INCLUDING BUT NOT LIMITED TO THE IMPLIED WARRANTIES OF MERCHANTABILITY AND FITNESS FOR A PARTICULAR PURPOSE. All parts sales are final, subject to existing warranty provisions.

Limitation Of Liability

Adams' entire liability and the customer's exclusive remedy shall be as follows: In all situations involving performance or nonperformance of the parts ordered hereunder, the customer's remedy is that provided under the warranty provision expressed above. For any other claim concerning performance or nonperformance by Adams, pursuant to or in any way related to the subject matter of the parts order, the customer shall be entitled to recover actual damages to the limits set forth in this Section. Adams' liability for loss or damages to customer for any cause whatsoever and regardless of the form of action, whether in contract or in tort, including negligence, shall be limited to the price of the part on which such liability is based. In no event will Adams be responsible for any loss, damage, or delay due to acts of God, acts of the government, labor troubles or disputes, including strikes or lockout, fire, flood, accidents, epidemics, quarantine, restrictions, embargoes, or other transportation delays; damage to or destruction in whole or in part of equipment or manufacturing plant; lack of or inability to obtain raw materials, labor, fuel, or supplies; or any failure on part of customer or his representatives to approve or comment on drawings or other technical documents within the period of time specified by Adams; or any other causes, contingencies, or circumstances beyond Adams' control. Any such causes of delay, even though existing on the date of the contract or on the date of the start of manufacture, shall extend the time of Adams' performance by the length of delays occasioned thereby, including delays reasonably incident to the assumption of normal production. In no event will Adams be liable for any damages caused by customer, or for any lost profits or other special, incidental, indirect, or consequential damages.

Warning: The installation of replacement parts or components in elevator and escalator equipment should be performed only by a trained elevator mechanic who is familiar with the operation and control of the system being repaired. Improper installation may endanger the installer, the public, and the equipment.

Adams Credit Application

- Please **PRINT** or **TYPE** -

Official Use Only Terms/Acct \$/Invoice \$: _____ Rating: _____ By: _____
--

Company Name and Billing Address:

Telephone #: _____ / _____
 FAX #: _____ / _____

Ship to Name and Address:

Telephone #: _____ / _____
 FAX #: _____ / _____

Type of Organization: Corporation Partnership Sole Proprietor

Complete for Corporation

President: _____
 Vice President: _____
 Controller/Treasurer: _____
 Accts. Payable Contact: _____
 Purchasing Agent: _____
 State of Incorporation: _____
 Date of Incorporation: _____
 DBAs: _____
 Years under current management: _____
 Primary Business /SIC Code: _____

Complete for Partnership or Sole Proprietor

Principal Owner: _____
 Home Address: _____
 Telephone #: _____ / _____
 Secondary Principal: _____
 Home Address: _____
 Telephone #: _____ / _____
 Years under current ownership: _____
 D-U-N-S' Number: _____

What elevator needs do you anticipate with ADAMS _____

Have you ever had previous business with Adams Elevator? Yes No

If yes, under what name and address: _____

Approximate dollar amount of credit line requested? _____

Currently Rent or Own? Landlord/Mortgagor Name: _____

Address: _____ Telephone #: _____ / _____

Financial Information (Enclose most recent Financial Statement)

Bank: _____ Account No: _____

Address: _____ Contact Name: _____

City/State/Zip: _____ Telephone #: _____ / _____

_____ FAX #: _____ / _____

Type of Account: Checking Savings Loan _____

*D-U-N-S is a registered trademark of The Dun & Bradstreet Corporation

ALL ACCOUNTS ARE C.O.D. UNTIL OPEN ACCOUNT TERMS ARE APPROVED

Adams Credit Application

1

Trade References

1) Company name _____
Address: _____
City/State/ZIP: _____
Telephone : _____ / _____
Fax: _____ / _____

2) Company name _____
Address: _____
City/State/ZIP: _____
Telephone : _____ / _____
Fax: _____ / _____

3) Company name _____
Address: _____
City/State/ZIP: _____
Telephone : _____ / _____
Fax: _____ / _____

4) Company name _____
Address: _____
City/State/ZIP: _____
Telephone : _____ / _____
Fax: _____ / _____

With the authorized signature below I (we) acknowledge this information is true and accurate and is to be released in the strictest confidence for the sole purpose of establishing an open account credit line with Adams Elevator Equipment Co. (a.k.a. ADAMS). I (we) hereby authorize ADAMS to request and obtain credit information from any trade, bank or financial reference concerning the status of my (our) business credit.

I (we) also agree to abide by ADAMS payment terms of Net 30 and acknowledge ADAMS' right to deny or modify my (our) credit at any time. I (we) agree to pay all invoices in US Dollars and pay any bank or processing fees related to collection of our payments including but not limited to 3% charge for VISA and MasterCard processing, wire transfer and bank draft fees as well as, if required, third party collection costs.

Authorized signature

Printed or typed name/Title

Authorized signature

Printed or typed name/Title

Company Name (Printed or Typed)

Date

FOR PROMPT PROCESSING, PLEASE FAX THIS APPLICATION TO ADAMS AT 847-581-2949 AND THEN MAIL ADAMS THE SIGNED ORIGINAL. THANK YOU.

Adams Escalator Parts and Handrails

Escalator Products

Escalator Voice.....	12
Escalator Safety Strip.....	14
Escalator Motion Guard	17
Handrail Cleaner and Polish.....	19
Caution Signs.....	19
Anti-Slide Knobs	20
Escalator Step Gauges.....	20
Safety Service Barricades.....	21 – 22

Escalator Handrails

About Replacement Handrails	23
How to Measure Escalator Handrails	24
How to Coil Escalator Handrails.....	25 – 26
Handrail Splice Kit.....	27
Otis Handrails	27
Hitachi Handrails	27
Montgomery Handrails	28
Haughton Handrails	28
Schindler Handrails.....	28
Westinghouse Handrails.....	29
Notes.....	30

Escalator Voice™

Keeps riders alert to safe-riding practices

2

Digitized human voice tells escalator riders what they need to know to avoid common accidents and injuries


- Reduces your liability: Escalator Voice meets your legal obligation to inform every customer of the “highest duty of care” available to them.
- Helps keep riders safe: Occasionally, everyone becomes unaware of their surroundings. Escalator Voice helps ensure that every escalator rider stays tuned in to potential dangers.
- Best-available sound quality: Escalator Voice uses the latest digitized voice technology to reproduce real human speech recorded in a professional sound studio. No form of voice reproduction is more natural or lifelike.
- Choose standard or custom messages: Escalator Voice ships to you programmed with 16 all-purpose safety messages recorded by a male and a female voice (see listing on facing page). You can choose other messages from our library, or submit your own for recording under the same studio conditions as the standard messages.
- Water-resistant speakers mount anywhere: Escalator Voice speakers feature a water-resistant cone that stands up to spills and aggressive cleaning crews. Speaker box with stainless steel faceplate can be mounted on high or low deck, as shown.
- “Randomizer” keeps messages flowing: Escalator Voice plays its messages in random sequence to help promote attention and retention.



Part Number	Description
A203	Escalator Voice with power supply in housing, 2 loudspeakers, and 16 all-purpose safety messages
A205	A203 with custom messages

Escalator Voice™

Keeps riders alert to safe-riding practices



A203 shown without cover, and one speaker

Specifications

- **Audio Output:** 8 or 16 ohms at 5 watts.
- **Board Power:** 6.6 to 11 VAC (50/60Hz), or 8.5 to 19 VDC, non-polarized. Maximum current is less than 0.5A.
- **Transformer Power:** 105 to 130 VAC (60Hz). Maximum current is less than 0.06A. Nominal output is 7.5 VAC with 120 VAC input.
- **Mute Input:** 75 to 130 VAC / VDC (50/60 Hz). Maximum current is less than 0.011A. "Positive" pin marked for DC.
- **Dimensions:** Transformer Box = 7 1/8" x 8 7/8" x 39/16", Speaker Cover Plate = 3 7/16" x 6 1/4", Speaker Enclosure: 2 3/4" x 5" x 3" deep, Speaker Cutout: 3" x 5 1/4".

These all-purpose messages are included with Escalator Voice at no additional charge.

Female Voice

- Baby strollers, pushcarts and pullcarts are not permitted on this escalator.
- Please do not sit on the steps or the handrail.
- Please watch your step getting on and off.
- Please be careful while riding this escalator.
- Please watch your step.
- Remember to stand in the center of the step while riding this escalator.
- Please face forward while riding this escalator.

Male Voice

- Baby strollers, pushcarts and pullcarts are not permitted on this escalator.
- This escalator is for passenger use only.
- Please attend to all children.
- Please hold the handrail.
- Please step on and off this escalator with care.
- Do not run or walk while riding this escalator.
- Always hold children by the hand.
- Please use the elevator for strollers and carts.
- Please hold the handrail and attend to all children.

Escalator Safety Strip 'Flex'

Designed to keep passengers in the "safety zone"

2



The narrowest escalator skirt brush is now available in a new, flexible design.

Escalator Safety Strip will assist in the reduction of sidewall entrapment accidents. The brushstrip provides a tactile reminder for the passenger to keep feet away from the danger zone.

Industry's strongest, narrowest deflector brush has been proven with over 25 years of dependable service and more than 25,000 installations worldwide.

Escalator Safety Strip's narrow aluminum extrusion, along with the exceptional strength of strip brush, will stand up to the rigors of continuous use.

Features:

- New aluminum-alloy allows radius end sections to be formed on-site! No extensive surveys necessary.
- Locked-in-bristle (strip brush). Greater brush strength and durability assure years of dependable, uninterrupted service.
- Center-mounting-screw design allows easy installation and removal without requiring separate brush removal.
- Sleek aluminum extrusion is only 0.710" wide.
- They're durable and attractive.
- Silver anodized finish. (Black anodized available.)
- Aluminum extrusions have rear T-slots for inserting filler strips, if required.
- Pre-assembled components help speed installation.
- Most economical of all brushes available.
- Complies with A17.1.

Our people, products and service make the difference



Escalator Safety Strip 'Flex'

Helps prevent side-of-step entrapment accidents on all escalators

Safety Strip Narrow Double

- Only 0.710" wide.
- Center mounting screws (concealed and countersunk) permit easy removal of sections without removing brushes separately.
- Extruded aluminum imparts lasting durability.

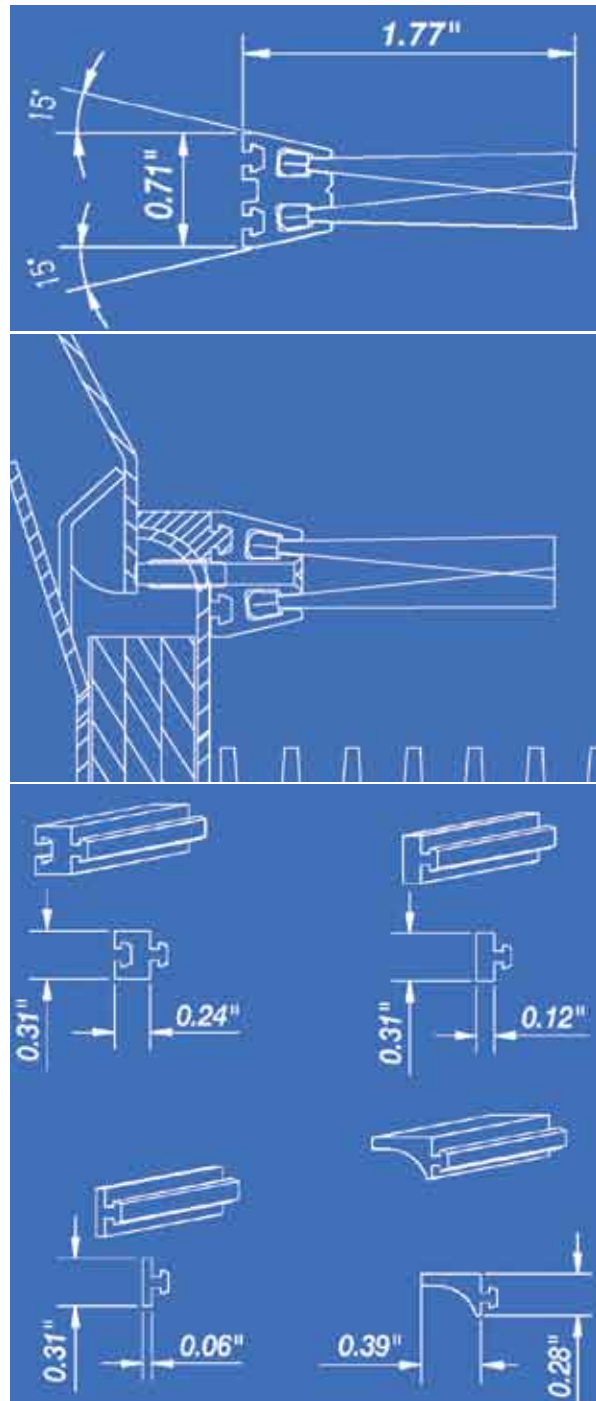
Safety Strip Shown w/Radius Adaptor (For Westinghouse L & M escalators)

- Same configurations as above but used to gain additional clearance above steps.

Safety Strip Filler Strips

- Slide easily into patented T-slots on backside of extrusions to allow parallel installations on uneven surfaces.

Survey worksheet available on pg. 16, from your Adams representative or at www.adamselevator.com



Safety Strip meets A17.1 code requirements. Always check with your local code authority for acceptable installation clearances.

Escalator Safety Strip Survey Worksheet

Information about your escalator and to help us to supply you with correct length kit

2

Purchase Order No. _____

Contact _____

Company _____

Street _____

City, State, Zip _____

Phone _____

Fax _____

E-Mail _____

Escalator Details

Vertical rise or comb plate tip to comb plate tip measurement Only one or the other is required. This information will enable us to supply you with the correct number of parts.

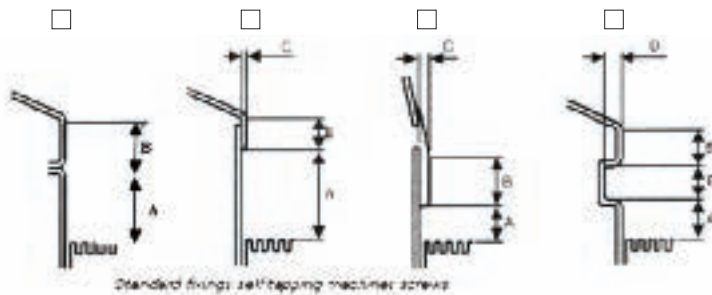
Escalator Make _____ Model _____

Vertical Rise _____ ft. _____ or Length, comb plate tip to comb plate tip _____ ft. _____ ins

No. of Units _____ Finish: Silver Anodized (Std) Black Anodized

Sidewall Profile (as measured on the incline)

Please select the sidewall that is the closest match to your escalator.



Sidewall Dimensions

Please complete the sidewall dimensions. These measurements help us determine whether infill spacers will be needed.

A	_____
B	_____
C	_____
D	_____
E	_____

Ship to

If different from above.

Escalator Motion Guard™ MG3

An innovative approach to escalator skirt brushes with greatly reduced installation time

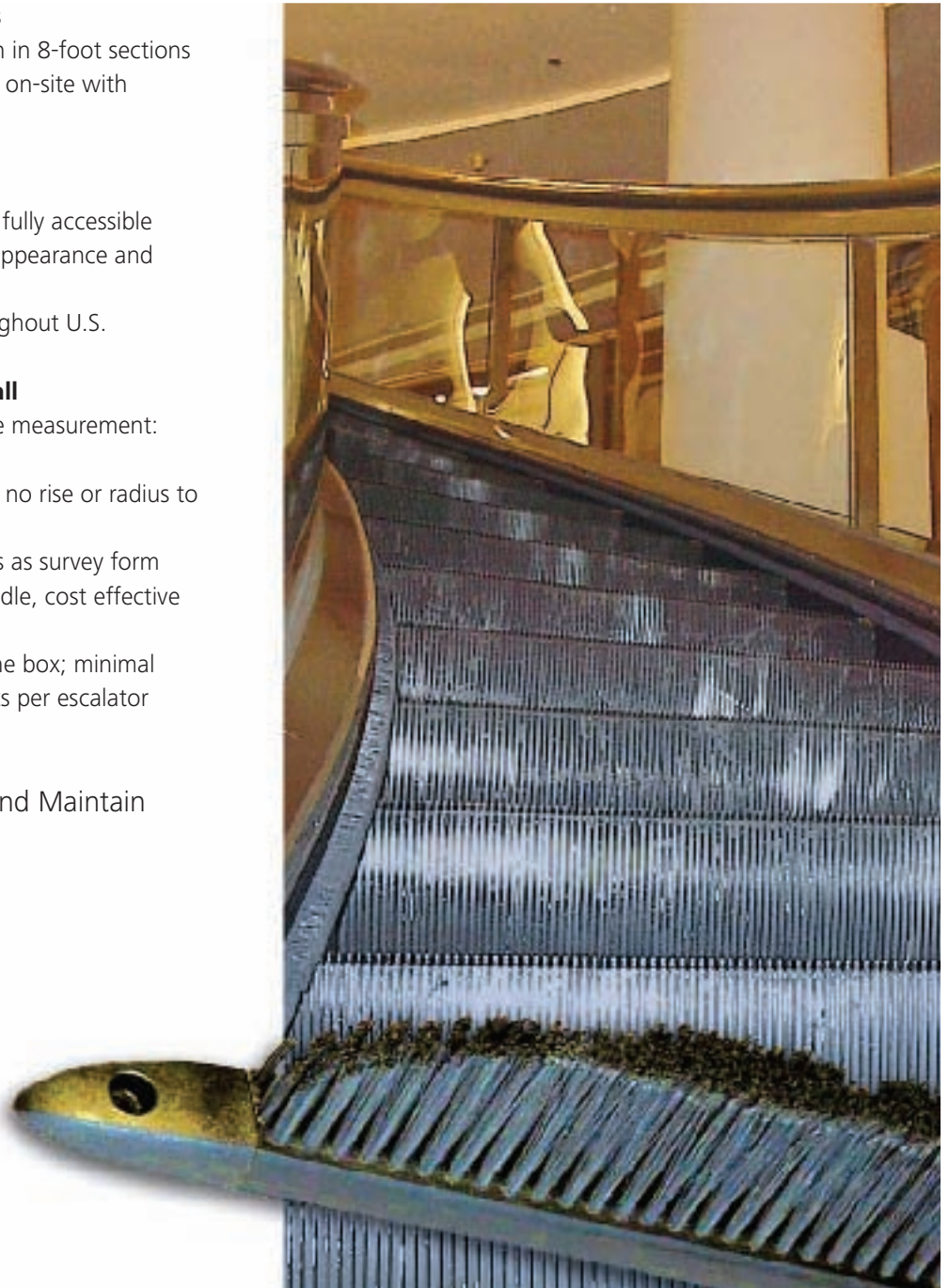
Physical Characteristics

- Unique one-piece design in 8-foot sections
- Flexible enough to bend on-site with no special tools
- A17 Code compliance
- Very high bristle volume
- Concealed fasteners are fully accessible
- Attractive, unobtrusive appearance and highly durable
- Many installations throughout U.S.

Easy to Order and Install

- Requires only one simple measurement: comb tip to comb tip
- No surveys to complete; no rise or radius to determine
- Simple order form serves as survey form
- Packaging is easy to handle, cost effective to ship
- Ready to install out of the box; minimal on-site cutting. (Two cuts per escalator maximum.)

Easy to Order, Install and Maintain



2

Escalator Motion Guard™ MG3

How to measure your escalator for MotionGuard escalator skirt brushes

2

Objective

- Imagine a line drawn from the upper comb tip to the lower comb tip following the step nose of each step through the upper landing area and curve, down the incline, through the lower curve and landing area and finally finishing at the lower comb tip. In order to ensure an accurate measurement, the tape measure must bridge across each step nose through the upper land and down the incline.
- Similarly, the tape measure must not collapse between the steps or ride high above the step nose through the lower curve.
- The following instructions are provided for correctly measuring the tip-to-tip measurement between the upper and lower comb plates.

Recommendation

- Use a $\frac{3}{4}$ "- or 1"-wide steel tape. DO NOT use a cloth tape. Cloth or flexible tapes are not stiff enough to bridge across the step nose of each step.
- If measuring alone, loosen the comb plate and hook the tape measure across the back edge. In this case, you need to subtract the length of the upper and lower comb plate from your final measure.

Measure the Escalator

- One-step measurement: If your tape measure is long enough to measure between the upper and lower comb tips as described above, complete this measurement and record it on your survey as the:
Measured Escalator Length _____.
- Two measurements: Start at the upper comb tip and work down. Measure to a step along the incline representing $\frac{1}{2}$ or $\frac{1}{3}$ of the distance down the incline. Measure to the closest step nose, record the measurement, and mark the step. Repeat the process, measuring from the lower comb tip up the incline to the step nose of your marked step. Add the measurements together and the sum is your:
Measured Escalator Length _____.



Top landing: Upper Comb Tip



Bottom landing: Lower Comb Tip



Comb plate: Subtract Length of Comb Plate

Handrail Cleaner and Polish

Keep your escalator handrail looking and running like new with these specially-formulated cleaners.

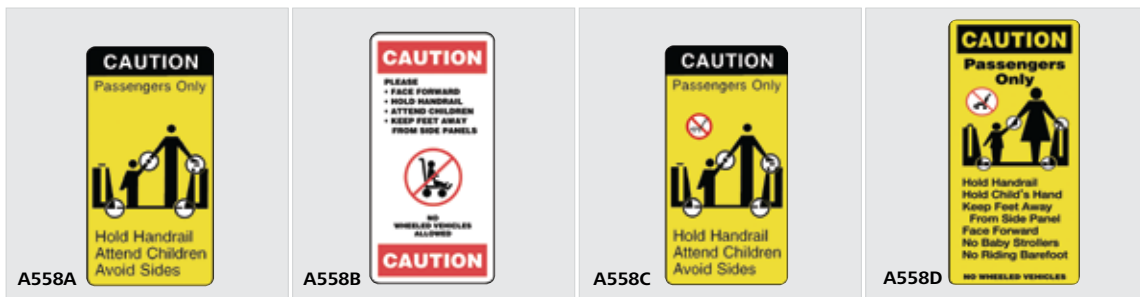
To use Handrail Cleaner, dilute with 4 parts water and apply with a damp cloth. Wipe clean with another damp cloth. May also be sprayed onto handrail with a trigger-type spray bottle; same dilution ratio.

To use Handrail Polish, spray onto a soft cloth and wipe generously; remove with second cloth.

The Trial Pack is a convenient way to test these professional cleaners on the job. If you like the results, order the economical 1-gallon bottles.

Part Number	Description
AE050	Escalator Handrail Polish, 1-gallon
AE100	Escalator Handrail Cleaner Concentrate, 1-gallon
AE150S	Cleaning Set consists of the following: 3 Liters #250 Cleaner 3 Liters #150 Sealer 3 Liters #540 Interim Cleaner Sponge, Cloth, and Instructions


Caution Signs



Part Number	Dimensions	Text Color	Background Color	Description
A558A	4" x 7 3/4"	Black/White	Yellow	Caution, Metal w/ self-adhesive tape strips
A556A (not shown)	10" x 7"	Gray/Black	Black/Gray	Caution, Lexan w/ self-adhesive backing
A558B	4 1/4" x 9"	Black/White	White/Red	Caution, Lexan w/ self-adhesive backing
A556B (not shown)	10" x 7"	Gray/Black	Black/Gray	Caution, Lexan w/ self-adhesive backing
A558C	4" x 7 3/4"	Black	Yellow	Caution, Lexan w/ self-adhesive backing
A558D	4 1/2" x 9 3/4"	Black	Yellow	Caution, Lexan w/ self-adhesive backing

Anti-Slide Knobs

2



Help Prevent Riders from Sliding Down High Deck


These easy-to-install devices come in several materials and styles to help them conform to the appearance of your escalator installation. The 2" high device come with all edges rounded to prevent injury from casual contact. Choose from two styles, two materials, and two finishes.

- Dome or puck
- Stainless steel or acrylic
- Satin finish or polished.

Requires just two installation holes to fasten each knob securely. No high-volume escalator should be without these proven safety enhancements. 1" still available. Call your Adams sales rep for information.

Part Number	Description
Dome	
AEK001T	Stainless Steel, Satin Finish
AEK001TP	Stainless Steel, #8 Polished
AEK001B	Acrylic, Satin Finish
AEK001BP	Acrylic, #8 Polished
Puck	
AEK002T	Stainless Steel, Satin Finish
AEK002TP	Stainless Steel, #8 Polished
AEK002B	Acrylic, Satin Finish
AEK002BP	Acrylic, #18 Polished

Escalator Step Gauges



Part Number	Description
ATL100	Escalator Step Gauge, Metric
ATL150	Escalator Step Gauge, Imperial
TD261	Step to Skirt Gauge, Metric/Imperial

Safety Service Barricades



Is a lightweight, easily transportable, attention getting temporary barricade system. Barricades are 42" height with either six or four panels units available. Each barricade features 30" wide outer panels and 34" wide center panels. Barricades come pre-assembled for easy deployment at desired location. The hinged units easily fold together in a compact way for storage.

Additional Features:

- Presents a pleasant and professional look.
- Fast deployment and set up. Unit is fully assembled and hinged.
- Provides an effective and attractive visual warning.
- "Do Not Enter" text and universal red & white symbols
- Front center panels can display a Corporate Name or Logo.
- Reduces exposure to public liability claims and worker injuries.
- All panels are Safety Yellow.
- Sturdy frame design, 3/4" diameter aluminum pipe.
- Barricades are held rigid in a 90° or 45° angle by stabilizing structural locking pins.
- Feet are made of heavy-duty non marking rubber caps to reduce skidding.
- 3.25" diameter suction cups keep barricade attached to device.
- 30" wide outer panels and 34" wide center panels.

Part Number	Description
ASG142B	3 Panel Barricade, 42" High (2 outer panels, 1 center panel)
ASG142C1	4 Panel Barricade, 42" High (2 outer panels, 2 center panels)
ASG142D1	6 Panel Barricade, 42" High (4 outer panels, 2 center panels)

Call Adams to add Corporate Logo to center panels.



SafetyGuard™ for Escalators

Lightweight plastic guards prevent accidents

2

Our bright-yellow plastic guards protect pedestrians from the hazards of elevator and escalator work zones. No work site should be without them!

- Ultra visible: bright yellow color for high visibility
- Portable: 3 snap-together sections go up fast, store easily
- Durable: polyethylene plastic wipes clean in a flash
- Weather proof: use indoors or out; stands up to the elements
- Expandable: combine units to protect wide openings
- Nearly indestructible: sturdy, light-weight construction

Part Number	Description
ASG100	Escalator Safety Barrier
ASG100PH	Additional Barrier Panel w/ hardware
ASG100-CS	Caution Sign for Barrier

SafetyGuard is a registered trademark of Adams Elevator Equipment Company

Size and Weight

- **Dimensions:**
 - Each section: 32" H x 38" W x 1 1/4" Thick (80cm x 97cm x 3cm)
 - 3-section set: 9.5' wide (2.9m)
- **Weight:**
 - Each section: 4 3/4 lbs. (2.2kg)
 - 3-section set: 14 1/4 lbs. (6.5kg)

Also available in 36" height for certain requirements

- Each section: 36" H x 36" W x 1 1/4" Thick (91.4cm x 91.4cm x 3cm)
- made from same material as ASG100



Part Number	Description
ASG136	Escalator Barricade 36" (3 panel set)

Adams Replacement Handrails

Adams is one of the world's leading suppliers of escalator handrail.

The shape and dimensions of a handrail are critical. If the height and width are not rigidly controlled, the result is a handrail that does not pass cleanly through other working parts of the escalator.

Tension Member (Stretch Inhibitor): Provides strength along the length of handrail to withstand the pulling force of the drive mechanism; flexible enough to bend around the balustrade, yet strong enough to maintain the length of the handrail.

Feature

- Completely encased in envelope of vulcanized rubber.
- Rubber is permanently bonded to tension member with an adhesive bond stronger than the rubber itself.
- Variety of steel and non-metallic tension members available:
 - Solid Tape: Precision-tempered, high-tensile steel strip (1 3/4" W x 0.020" gauge); tensile strength greater than 200,000 lbs. per square inch.
 - Stranded Steel Cable: Time-proven design builds great strength from synergy of numerous strands working together.

Benefit

- Permits handrail components to flex independent of each other; this eliminates the binding and chafing that can cause premature overheating and failure in ordinary handrail.
- Eliminates tension member bond failure, thus lengthening trouble-free service life.
- Matches performance characteristics of all escalator types.
- Tempering provides fatigue and fracture resistance from continuous bending.
- Thin cross-section promotes optimum flexibility.
- Excellent combination of stretch resistance and freedom from fracture for outstanding durability
- Reduce failure under high tension
- Pedestrian safety is enhanced.
- Will not lose strength or bonding due to corrosion.

Slider (Under Surface): Provides the sliding surface where the underside of the handrail contacts the balustrade handrail guide; provides traction surface for handrail drive mechanism.

Feature

- Utilizes both natural cotton (std.) and synthetic materials.
- Nylon/polyester fibers are proven performers for outdoor use
- Cotton textile slider combines optimum sliding characteristics with positive driving traction for top performance indoors

Benefit

- Assures high performance regardless of application or customer preference.

Carcass: Provides dimensional stability to the cross-section of the handrail; flexible layers of natural or synthetic fibers are permanently bonded with high-strength natural rubber.

Feature

- Fully laminated thru entire cross-section with natural or synthetic fibers.
- Carcass laminations are bonded with high-strength natural rubber, permanently vulcanized.

Benefit

- Lamination retains shape in lip area with no compromise in flexibility.
- Prevents carcass delamination and subsequent loss of shape.
- Vulcanization provides maximum strength and durability.

Rubber Cover: The flexible protective covering for the carcass; it provides a comfortable non-slip surface for the pedestrian.

Feature

- Up to 1/8" thick layer of rubber.
- Standard cover material is styrene butadiene rubber with 2000 lbs. of tensile strength per square inch.
- Rubber is molded and vulcanized permanently onto carcass member.
- Vulcanization performed under precise time and temperature control
- Polished steel molds are used for molding and vulcanizing
- All rubber formulations contain premium-grade anti-degradants
- DuPont Hypalon® synthetic rubber available in special colors
- Other rubber compounds available

Benefit

- Ensures lasting protection to vital carcass area.
- Resists the rigors of unusual or heavy-duty service.
- High-adhesive bond prevents premature loosening and separation.
- Prevents premature softening or hardening of rubber cover.
- Rubber surface is smooth and aesthetically pleasing.
- Rubber is protected from ozone and oxygen, common causes of cracking
- Hypalon is color-fast, non-marking, and exceptionally durable
- You can match special materials to your special applications (e.g., outdoor, hot, humid, high-traffic)

How to Coil Escalator Handrails

12 steps (and a helper!) to make coiling easy

2

The best way to ship or store endless handrail is to roll it into a coil. Can't be done? Actually, it's easier than it sounds. Here's a tested two-person method for coiling endless handrail of any length. The numbered steps that follow correspond to the numbered photos.



Step 1. Choose a clean, flat area large enough to lay out the handrail in an elongated loop. Be sure the handrail is free of twists; place it with the rubber side down and the slider side up. Keep the sides of the handrail loop about 3 feet apart (1 meter).



Steps 2 – 3. Grasp the handrail at one end of the loop. Roll forward to form a coil along both parallel sides of the handrail.



Step 4. Roll the coil on top of itself, being careful not to let the coils slip apart. You may have to guide the end loop as it travels around with the coil.




Steps 5 – 7. Continue coiling until you reach the halfway point on the handrail. Lay one coil flat on the floor; place the other coil on top of the first.



Steps 8 – 9. Repeat steps 2 – 7 from the uncoiled end of the handrail.



Step 10. When the second set of coils approaches the first set, be sure that the loop end lies against the coils already resting on the floor. This will permit the second set of coils to be laid evenly atop the first set. (If the loop end assumes a different position in relation to the first set of coils, you might want to unwind and re-coil the second end, making the coils larger or smaller so that the loop can take the proper position.)



Steps 11 – 12. Place the second two coils on top of the first two, and the job is done.



How to Measure Escalator Handrails

How to measure the exact length you need

2

Summary: Multiply initial measurement (A-B) by number of full measurement (X), then add additional partial distance (n-A). D-A in the example.

Illustration Example:

Total Handrail Length = 88'9" + take-up adjustment
[(3 x 25') + (1 x 13'9") + take-up adjustment]

$L = (X) \times (A-B) + (n-A)$

L = measured length of handrail

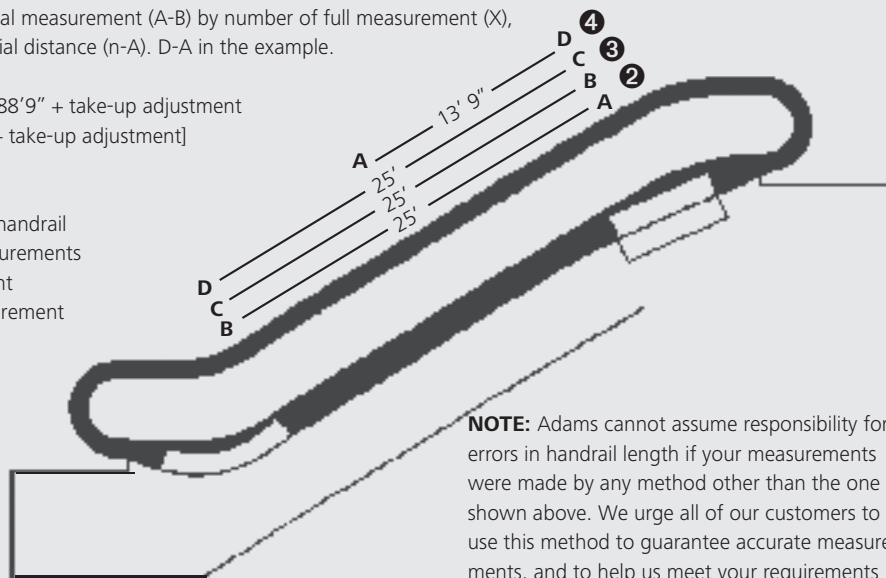
X = number of full measurements

A-B = initial measurement

n-A = final partial measurement

IMPORTANT NOTE:

Be sure to include the take-up adjustment in your measurements to determine final ordered length.



NOTE: Adams cannot assume responsibility for errors in handrail length if your measurements were made by any method other than the one shown above. We urge all of our customers to use this method to guarantee accurate measurements, and to help us meet your requirements correctly the first time.

Use the instructions that follow to avoid errors that could cost you a great deal in lost material and time.

1. For best results, use a fine-tip marker or crayon to mark the handrail. Tape or other wide marking devices could cause your measurements to be inaccurate.
2. Place two marks on the straight section of handrail, one near the top and one near the bottom (see START and STOP points on illustration). Carefully measure and record the distance A-B between the two marks. (On an UP unit, the START mark will be at the top, and the measurements will be made down the handrail; for DOWN units, the START mark will be at the bottom and measurements will be made up the handrail.)
3. After you record the distance A-B, set the escalator in motion until mark "B" reaches the vicinity of point A. Stop the escalator. Measure from point B a distance along the handrail equal to the distance A-B; make a new mark "C" at the end of this distance. Distance B-C should be the same as distance A-B.
4. Repeat Step #2 until START mark "A" reappears. Measure the distance between your last new mark and START mark "A"; this is distance D-A in the illustration.

5. Add the value for D-A to the sum of your other measurements; the new sum represents the total measured length of the handrail.
6. To determine total operating length (length to order), subtract, as necessary, the length of handrail taken up by the take-up adjustment as your handrail stretched with age.

Suggestions:

- Keep your measurements accurate by measuring only on the straight section of handrail. Measurements around bends or curves are likely to be distorted, and your final determination will almost certainly be incorrect. Before ordering the replacement handrail, inspect the take-up mechanism to ensure that proper adjustment is available after handrail installation.
- Escalator shown is in the illustration in an UP unit; the START measure mark (A) is at the top. After measurement A-B is taken, and the escalator is set in motion, point A will disappear into the escalator balustrade and point B will move toward the top. Distance B-C is the second measurement, equal to A-B. On a DOWN unit, START mark A will be at the bottom and it will disappear when the escalator is set in motion.

Adams AE999 Handrail Splice Kit

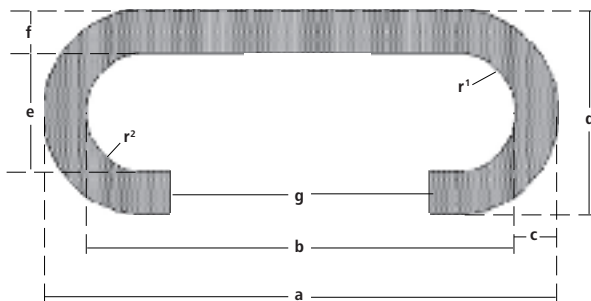
A collection of OEM-specific components to perform factory-strong splices in any handrail. Specify handrail model when ordering.

Contents: Slider (cotton or synthetic, 6'), 3' steel wire, 3' steel tape, 24' body plies, 12' rubber bead (5/16" dia.), 6' cover stock, 20' tie gum, 2 saddle pieces (1 7/8" x 14"), one pt. of liquid adhesive.

Part Number	Description
AE999	Handrail Splice Kit

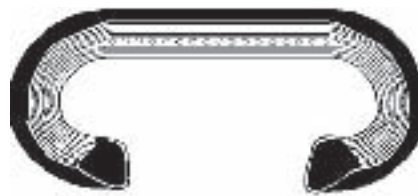
2

Replacement for Otis Handrails

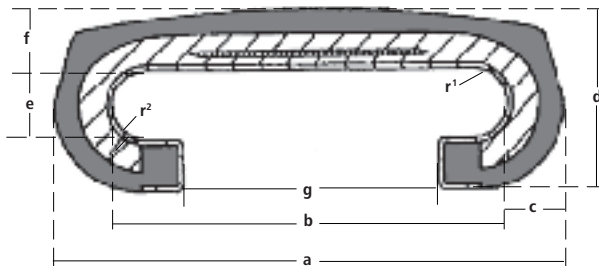


$a = 3\frac{1}{4}"$ (82mm)	$f = \frac{3}{8}"$ (10mm)
$b = 2\frac{1}{2}"$ (63mm)	$g = 1\frac{9}{16}"$ (40mm)
$c = \frac{3}{8}"$ (10mm)	$r^1 = \frac{1}{4}"$ (6mm)
$d = 1\frac{7}{16}"$ (37mm)	$r^2 = \frac{3}{8}"$ (10mm)
$e = \frac{5}{8}"$ (16mm)	

Part Number	Description
OE993	Otis, Steel Cord
OE993S	Otis, Slimline



Replacement for Hitachi Handrails



$a = 3\frac{5}{32}"$ (80mm)	$f = \frac{3}{8}"$ (9.5mm)
$b = 2\frac{13}{32}"$ (62mm, ± 3.0)	$g = 1\frac{9}{16}"$ (39mm)
$c = \frac{3}{8}"$ (9mm)	$r^1 = \frac{1}{4}"$ (7mm)
$d = 1\frac{1}{8}"$ (28.5mm, ± 1)	$r^2 = \frac{6}{32}"$ (5mm)
$e = \frac{7}{16}"$ (10.6mm)	

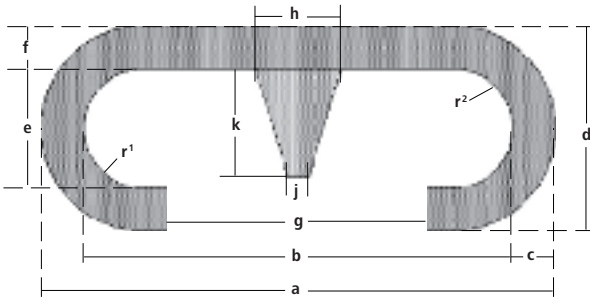
Part Number	Description
HE992	Hitachi, Extra Heavy-Duty Indoor/Outdoor for Linear Drive Systems. (Refer to no. 80NT to order.)

IMPORTANT NOTE: Our Otis Handrail Part Number OE993 can be used on some Hitachi escalators. Measure dimension r2 carefully before ordering.



Replacement for Montgomery Handrails

2

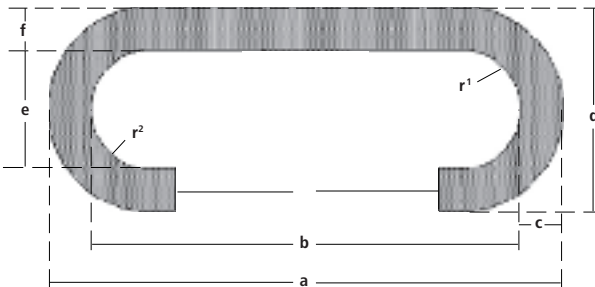


- a = 3 7/16" (88mm)
- b = 2 1/16" (68mm)
- c = 3/8" (10mm)
- d = 1 7/16" (37mm)
- e = 5/8" (16mm)
- f = 7/16" (110mm)
- g = 1 9/16" (40mm)
- h = 3/4" (19mm)
- j = 9/32" (7mm)
- k = 1 1/16" (17mm)
- r¹ = 1/4" (6mm)
- r² = 3/8" (10mm)

Part Number	Description
ME990	Montgomery, Cotton Duck with Steel Tape for "V" Type Models
ME995	Montgomery, Slimline for E5000
ME993	Montgomery, Cotton Duck with Steel Cords for models 68 and Crystal 2000, 3000, 4000, 5000

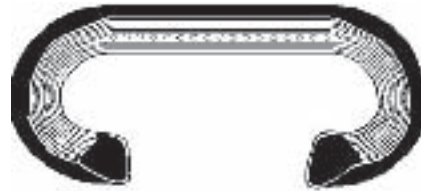


Replacement for Haughton Handrails

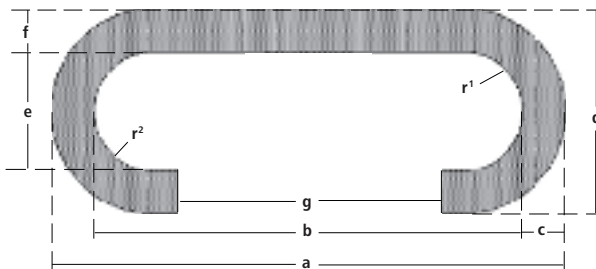


- a = 3 1/4" (82mm)
- b = 2 1/2" (63mm, ±2)
- c = 3/8" (10mm)
- d = 1 7/16" (37mm, ±1)
- e = 5/8" (16mm)
- f = 3/8" (10mm, ±1)
- g = 1 11/16" (42mm, ±2)
- r¹ = 1/4" (6mm)
- r² = 3/8" (10mm)

Part Number	Description
JE991	Haughton, Steel Cord



Replacement for Schindler Handrails



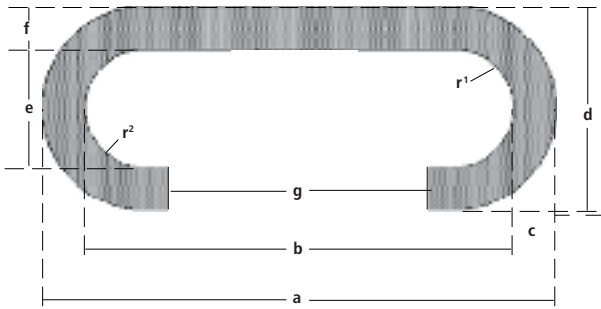
- a = 3 1/4" (82mm)
- b = 2 3/16" (60mm, ±2)
- c = 3/8" (10mm)
- d = 1 3/16" (34mm, ±1)
- e = 15/32" (12mm)
- f = 7/16" (12mm, ±1)
- g = 1 9/32" (33mm, ±2)
- r¹ = 1/4" (6mm)
- r² = 1/4" (6mm)

Part Number	Description
SHE-900	Schindler, Steel Cord, Low Profile
SHE-991	Schindler, Steel Cord



Replacement for Westinghouse Handrails

Standard Handrails



- | | |
|--------------------|--------------------|
| a = 3 1/4" (82mm) | f = 3/8" (10mm) |
| b = 2 1/2" (63mm) | g = 1 9/16" (40mm) |
| c = 3/8" (10mm) | r1 = 1/4" (6mm) |
| d = 1 7/16" (37mm) | r2 = 3/8" (10mm) |
| e = 5/8" (16mm) | |

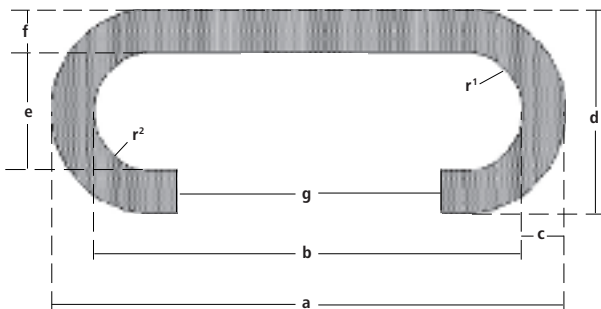
Part Number	Description
WE992	Westinghouse Standard, Tempered Steel Tape
WE993	Westinghouse Standard, Steel Cord



2

Replacement for Westinghouse Handrail

Low-Profile TLS Handrails



- | | |
|---------------------|--------------------|
| a = 3 5/32" (80mm) | f = 13/32" (10mm) |
| b = 2 1/2" (64mm) | g = 1 9/16" (40mm) |
| c = 11/32" (9mm) | r1 = 3/16" (5mm) |
| d = 1 13/32" (29mm) | r2 = 3/16" (5mm) |
| e = 3/8" (10mm) | |

Part Number	Description
WE995	Westinghouse Low-Profile TLS, Tempered Steel Tape
WE996	Westinghouse Low-Profile TLS, Steel Cord

Important Note: When ordering Thin Line Series, please indicate if escalator is Modular Models 100, 220, or 250. For Model 250, let us know if Modular Enhancement Unit is installed.



Haughton Escalator Parts

Escalator Parts

Steps, Treads and Tools	32
Step Chains and Hardware	33
Step Rollers	34
Handrails	35
Handrail Sheaves	36
Miscellaneous Handrail Parts	37
Switches	38
Controls	39
Hardware	39 – 40
Replacement Comb Plates	41
Comb Plates Sections and Parts	42

Haughton Steps, Treads and Tools

Steps, Treads



Step Assemblies




Miscellaneous



Part Number	Description	Haughton Model
60813	Step Assembly CD-32 Stainless Steel	CD-32
60815	Step Assembly CD-48 Stainless Steel	CD-48
63007	Right Step Tread Black	
63008	Standard Step Tread Black	
63197	Left Step End Frame	HC
63201	Standard Step Tread Black	HC, HCM
63242	Right Step Tread Black	HC, HCM
64097	E48 Step w/Cleat Riser	HC-48
64100	E32 Step Assembly 24" Wide Cleat	HC-32
73847	Left End Step Frame Assembly	HC
73848	Right End Step Frame Assembly	HC
90917	Step Tread Screw	
90936	Step Axle Bushing	
93031	Step Tread Screw 12-24 x 7/8"	All
93032	Shim, Step Wheel	
93040	Step Latch Spring	All
93041	Latch Pin	All

Haughton Step Chains and Hardware

Step Chains and Hardware



Axle Assembly



Part Number	Description	Haughton Model
3-40297-71	Radius Chain Guide	HCM
3-40295-89	Step Chain (order in multiples of 10.9') (8 Steps)	HC
63024	Triple Drive Sprocket Top/Bottom	
71100	Step Chain (11'-0")	CD
73841	Axle Assembly, 32" Step	
73842	Axle Assembly, 48" Step	
74088	Step Chain (4 > 74089)	
74591	Radius Chain Guide w/ Brackets	
91751	1 1/4" Pitch Chain Link	
91776	Chain Roller Link	
93501	Triple Drive Chain 80-3	
JE976	'H' Escalator Chain Roller 3 15/16"	

Replacement Haughton Step Rollers

Step Shaft



Trailing Wheel



Step Rollers



Part Number	Description	O. D.	Width	Haughton Part No
93483	Step shaft for 3" diameter wheel			
97445	Trailing wheel and step shaft assembly, 6203LLU bearing; shaft = 3.125"L	3"	1"	97445
JE970	Chain roller for models D, DM, E, ED, HC and step roller for models C, CD one ball bearing x 0.7874" I.D.	3 1/2"	1 1/32"	97662
JE971	Step roller for Peele Escalators, one ball bearing x 0.6693" I.D. (JE971X w/ axel stud)	3"	1"	97444, 93485
JE971Y	Trailing wheel w/o shaft; 88503 bearing = 0.6693" I.D.; 95A Duro.	3"	1"	97443, 3-1143-5
JE972	One ball bearing x 0.7874" I.D.	4"	15/16"	84578
JE975	Step roller for models C, CD	3 1/2"	1 3/16"†	80004
SWS770761	Step roller assembly with stud (JE973X)	2 3/4"	1"	

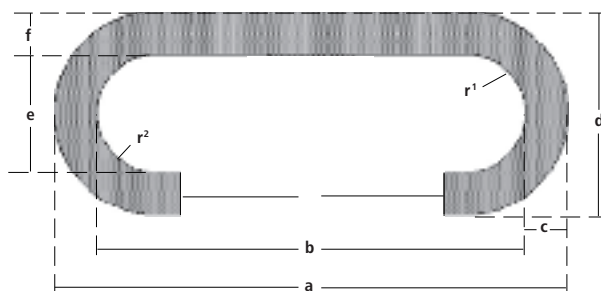
†Width at shoulder

Haughton Handrails



Part Number	Description	Haughton Model
3-40050-17	Handrail Sheave	HC, HCM
3-40050-27	Left Hand Newel Ring Bolt Clip	HC, HCM
3-40050-28	Right Hand Newel Ring Bolt Clip	HC, HCM
3-40050-29	Handrail Track Support (12')	HC, HCM
3-40050-34	Handrail Track Support, Lower	HC, HCM
3-40050-35	Handrail Track Support, Upper	HC, HCM
3-40050-39	Handrail Drive Chain 11.375'	HC, HCM
3-40050-40	Handrail Track, Upper Segment	HC, HCM
3-40050-41	Handrail Track, Lower Segment	HC, HCM
3-40053-78	Newel Assembly, UL	HC, HCM
3-40053-79	Newel Assembly, UR	HC, HCM
3-40230-52	Nylon Track Liner Handrail Guide (Order 500')	HC, HCM
3-40230-53	Track, Extrusion (order in multiples of 12')	HC, HCM
83386	Handrail Track	
93437	Track Support Rod	
97631	Drive Chain #60	HC

Replacement for Haughton handrails



- | | |
|-------------------------------|-------------------------------|
| a = 3 1/4" (82mm) | f = 3/8" (10mm, ±1) |
| b = 2 1/2" (63mm, ±2) | g = 1 1/16" (42mm, ±2) |
| c = 3/8" (10mm) | r1 = 1/4" (6mm) |
| d = 1 7/16" (37mm, ±1) | r2 = 3/8" (10mm) |
| e = 5/8" (16mm) | |


Part Number	Description
JE991	Haughton, Steel Cord




NOTE: For information on the features/benefits of choosing Adams replacement handrails, how to measure escalator handrails, and how to coil escalator handrails, see pages 23 – 26.

Haughton Handrail Sheaves

Bearings



Sprockets and Miscellaneous Handrail Parts



Sheaves



Part Number	Description	Haughton Model
2210669-01	Bearing, B/B .6693 ID x 1.5748 OD (93478)	
3-40041-51	Idler Sprocket	HC
3-40050-07	Tube Spacer for Roller	HC, HCM
3-40050-09	Guide Roller/Bearing	HC, HCM
3-40050-19	Idler Sheave, Bearing and Shaft	HC, HCM
3-40050-21	Driven Sprocket	HC, HCM
3-40050-22	Lagging 96" for Handrail Drive Sheave	HC, HCM
3-40050-24	Sheave for Handrail Drive w/ Bracket	HC, HCM
3-40050-32	Sprocket and Shaft	HC, HCM
3-40050-33	3/4" Pitch Sprocket and Shaft	HC, HCM

Part Number	Description	Haughton Model
3-40092-41	Guide Roller Assembly	HCM
3-40092-42	Guide Roller Assembly	HCM
3-40297-69	Guide roller	HCM
64157	Idler Sheave Assembly, Lower	
81329	Idler Sheave Assembly	
84289	4" Idler Assembly	ED
85403	Tension Idler	HC
85405	Tension Idler	HC
93475	Ball Bearing 5204 CFF MRC	
93382	Idler Stud Shaft	
93495	Bearing for Handrail Sprocket	
ECXC4799	V-B Gripshure Cement	HC, HCM


Haughton Miscellaneous Handrail Parts



Part Number	Description	Haughton Model
3-40050-01	Splice Bar Section	HC, HCM
3-40050-04	Mounting Plate Guide	HC, HCM
3-40050-10	Mounting Angle Left Hand	HC, HCM
3-40050-15	Mounting Angle Weldment	HC, HCM
3-40050-31	Shaft	HC, HCM
3-40050-48	Left Hand Mounting Angle	HC, HCM
3-40050-49	Right Hand Mounting Angle	HC, HCM
3-40050-56	Scr Rh S-Tap $\frac{8}{32}$ " x $\frac{5}{16}$ "	HC, HCM
3-40050-57	Bolt, $\frac{1}{4}$ -20 x $\frac{5}{8}$ " Hex Head	HC, HCM
3-40050-58	Bolt, $\frac{1}{4}$ -20 x $\frac{3}{4}$ " Hex Head	HC, HCM
3-40050-59	Square Washer	HC, HCM
3-40053-74	Mounting Plate	HC, HCM
3-40053-75	Support Plate	HC, HCM
3-40053-93	Screw HI Set $\frac{3}{4}$ " x 5"	HC, HCM
93567	60 Connecting Link	
93568	Off Set Link 60L	

Haughton Switches

3



Part Number	Description	Haughton Model
3-40079-51	Key Ace CLC332	HC, HCM
3-40116-12	Fuse 10 Amp	HC, HCM
3-40245-63	Micro Switch	CD
3-40284-26	Rev Phase Relay Assembly	HCM
80319	Micro Switch	
91850	Fuse 8 Amp Frn (order in multiples of 10)	
93584	Micro Switch	
7285C64H28	Micro Switch Bze6-2rq	
93640	Safety Switch Trigger Pin	
93669	Three Phase Voltage Monitor	
93797	Start Switch Lock Assembly	
93799	Starting Switch Assembly	CD
97846	Key Switch #2111 Key Escalator Start/Stop	
84299	Solenoid and Capacitor Assembly	

Haughton Controls



Part Number	Description	Haughton Model
3-40031-88	Brake Coil	HC
3-40032-19	Brake Shoe	HC
3-40041-50	Brake Rotary Assembly	HC, HCM
84199	Transformer 480v 3ph	HC
91277	Emergency Brake Rod and Clevis	

Haughton Hardware



Part Number	Description
93033	Ring 5100-93
93474	Exterior Snap Ring
93496	Internal Snap Ring
93499	External Snap Ring

Haughton Hardware

3




Part Number	Description
91151	Spring Clip
91177	Nylon Shoe
91238	Mount Plate
91252	Support Plate, Center Track
91298	Meeting Block
91326	Shim
91327	Shim
91508	Track Bracket Angle
91509	Top Track Bracket Angle
91657	Bottom Track Bracket Plate
91660	Bottom Track Bracket Meeting Plate
91752	Conn Link
91753	Offset Link (Prod #17433)
93042	Drive Pin
93153	Drilled Hex Head Cap Screw
93278	Drive Lock Pin 3/8" Long
93360	Screw
93380	Shim
93468	Special Washer Fi New A
93469	Washer Plate

Part Number	Description
93470	Washer Plate
93503	Drilled Head Cap Screw
93515	Bushing Handrail Tension I
93551	Shim 1/4"
93552	Shim 1/8" Fin Newel Assembly
93602	Feeder Wick
93639	Trigger
93641	Trigger Pin Collar
93647	T Head Bolt 1/2" x 1 1/4"
93801	Arm, Extension
93862	Washer Plate



93602

Replacement Haughton Comb Plates



Part Number	Description	Escalator Size	Haughton Part No
JE980R	Right-hand, 7 teeth; 2 7/16" W	48"	83083
JE980RY	Right-hand, yellow, 7 teeth; 2 7/16" W	48"	83083
JE980C	Center section, 15 teeth; 4 15/16" W	48"	63018
JE980C-01	ES Comb Plate, Trimmed		
JE980C-01A	ES Comb Plate		
JE980CY	Center, yellow, 15 teeth; 4 15/16" W	48"	63018
JE980L	Left-hand, 7 teeth; 2 7/16" W	48"	83084
JE980LY	Left-hand, yellow, 7 teeth; 2 7/16" W	48"	83084



Part Number	Description	Escalator Size	Haughton Part No
JE981R	Right-hand, 13 teeth; 4 15/32" W, 3 7/16" H	32"	83085
JE981RY	Right-hand, yellow, 13 teeth; 4 15/32" W, 3 7/16" H	32"	83085
JE981L	Left-hand, 13 teeth; 4 15/32" W, 3 7/16" H	32"	83086
JE981LY	Left-hand, yellow, 13 teeth; 4 15/32" W, 3 7/16" H	32"	83086


NOTE: For safe riding, Adams recommends strongly that you replace any comb plate that has even one broken or missing tooth.

Comb Plates Sections and Parts

3



Part Number	Description	Haughton Model/Part No
60682	Comb Tooth Section	CD
63018	Center Section	HC
80815	Left Tooth Section	
80821	Right Tooth Section	
80851	Right Tooth Section	CD
80852	Left Tooth Section	CD
83085	Right Tooth Section	HC
83086	Left Tooth Section	HC
93389	5/8-11 x 1 Flat Head, Screw	HC
HA-1100-H7	Flat Head Screw, Aluminum	HC, HCM



NOTE: For safe riding, Adams recommends strongly that you replace any comb plate that has even one broken or missing tooth.


Hitachi Escalator Parts

Escalator Parts

- Miscellaneous Hitachi Parts44
- Replacement Hitachi Handrails44
- Replacement Hitachi Comb Plates45
- Replacement Hyundai Comb Plates45
- Notes.....46



Miscellaneous Hitachi Parts

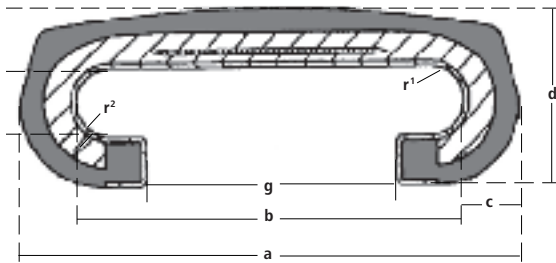


AEK0015

Part Number	Description
HT201723-2	Gen I/O PCB (Elevonic)

4

Replacement for Hitachi Handrails



- | | |
|--|--|
| a = 3 ⁵ / ₃₂ " (80mm) | f = 3/8" (9.5mm) |
| b = 2 ¹³ / ₃₂ " (62mm, ± 3.0) | g = 1 ⁹ / ₁₆ " (39mm) |
| c = 3/8" (9mm) | r¹ = 1/4" (7mm) |
| d = 1 1/8" (28.5mm, ± 1) | r² = 6/32" (5mm) |
| e = 7/16" (10.6mm) | |


Part Number	Description
HE992	Hitachi, Extra Heavy-Duty Indoor/ Outdoor for Linear Drive Systems. (Refer to no. 80NT to order.)

IMPORTANT NOTE: Our Otis Handrail Part Number OE993 can be used on some Hitachi escalators. Measure dimension r2 carefully before ordering.



NOTE: For information on the features/benefits of choosing Adams replacement handrails, how to measure escalator handrails, and how to coil escalator handrails, see pages 23 – 26.

Replacement Hitachi Comb Plates



Part Number	Description
HT-990-A	Comb Plate, center section, yellow, 17 teeth
HT-990-E	Comb Plate, left-hand, yellow, 19 teeth
HT-990-Y	Comb Plate, right-hand, yellow, 19 teeth

4

Replacement Hyundai Comb Plates



Part Number	Description
655B013H04	Comb Plate, right-hand
655B013H05	Comb Plate, left-hand
655B013H06	Comb Plate, center section

NOTE: For safe riding, Adams recommends strongly that you replace any comb plate that has even one broken or missing tooth.

Kone/Montgomery Escalator Parts


Escalator Parts

- Steps, Treads, Risers, Inserts and Tools..... 48–49
- Comb Plates 50–51
- Sheaves, Rollers and Wheels 52
- Chains, Sprockets and Belts..... 53
- Controls, Switches and Hardware..... 53
- Handrail and Related Items 54
- Replacement handrails 54



Steps, Treads, Risers, Inserts and Tools

Steps, Treads



Risers



Part Number	Description
29102	Center Step Tread, 15 53/64" x 8 1/16", Gray
29103	Left-hand Step Tread 15 53/64" (Orig) x 8 1/16", Gray
29104	Right-hand Step Tread 15 53/64" x 8 1/16", Gray
29105	Cleated Step Riser
32120	Step Guide - Vhmw, Black
59433	Cleated Riser, Right-hand
59434	Cleated Riser, Left-hand
60427	Step Safety Guide
60957-003	Left-hand Step Tread 15 29/32" (New Style Steps) x 8 1/16", Gray
60958-003	Right-hand Step Tread 15 29/32" (New Style Steps) x 8 1/16", Gray
P-34242-001	4E Step Thru Axle Crystal 2000
P-34243-001	5E Step Thru Axle 40" Wide
P-34245-001	4E Step "New" Thru Axle 32" Wide

Steps, Treads, Risers, Inserts and Tools


Inserts, Tools



Part Number	Description
69461-001	Riser Insert — Left-hand, Black
69462-001	Riser Insert — Right-hand, Black
69463-001	Escalator Step Insert — Left-hand, Black
69463-102	Left-hand Insert, Tread Yellow
69464-001	Insert Tread — Right-hand, Black
69465-001	Insert Tread — Mid, Black
69465-102	Center Insert, Tread Yellow
93884-001	Step Removal Tool - Sold in Pairs




Comb Plates



NOTE: For safe riding, Adams recommends strongly that you replace any comb plate that has even one broken or missing tooth.

5

Comb Plates



Part Number	Description
68506-005	Comb segment, left-hand, 22 teeth, yellow aluminum
68507-005	Comb segment, right-hand, 22 teeth, yellow aluminum
68508-005	Comb segment, right-hand, 8", yellow aluminum
68509-005	Comb segment, left-hand, 8", yellow aluminum
69181-001	Black plastic comb, middle
69181-002	Comb segment, center, yellow, 8", 24 teeth (For E5000)
69182-001	Black plastic comb, right-hand
69182-002	Comb segment, right-hand, yellow
69183-001	Black plastic comb, left-hand
69183-002	Comb segment, left-hand, yellow
69971-001	Comb segment, right-hand, aluminum (For 5E Cast Step)
69972-005	Comb segment, left-hand, cast yellow (For 4E, 5E)
DEE1718890	Comb segment, left-hand
DEE1718891	Comb segment, right-hand
ME980	Comb plate, aluminum, 8 3/8" long
ME980Y	Comb plate, 8 3/8", yellow, 25 teeth
ME980S	Kit 15pc Screws 16-18 X 5/8 Ph Flt Stl Zin
P-46634-LH	Comb segment, left-hand, 22 1/2" teeth, 7 5/8" long
68506-005	Comb segment (Same as 69972-001)
P-46635-RH	Comb segment, right-hand, 22 1/2" teeth, 7 5/8" long
P-46635Y-RH	Comb segment, yellow (Same as P-46635)
P-46670-RH	Aluminum, comb segment, right-hand, 8" (For 3E Step)
P-46670YP-RH	Yellow, comb segment, right-hand, 8" plastic
P-46671-LH	Aluminum, comb segment, left-hand, 8" (For 3E Step)
P-46671YP-LH	Yellow, comb segment, left-hand, 8" plastic



ME980S

Sheaves, Rollers and Wheels

Trailing Roller



ME972

Roller and Spindle



P-32713-001

Newel Roller and Bearing Shaft



P-27508

Step Roller



69006-002



69043-001




ME971



ME970

Handrail Roller and Roller Cluster



P-26650



P-22723



P-27749



60823

Part Number	Description
60823	Tach Sheave, 4"
69006-002	Step Axle Roller 1.5" OD 7/16", ID 1/2" W
69043-001	Step Wheel 3" Diameter, 7/8" W 22m ID
69070-001	Step Roller 2 1/2" OD, 17mm ID
HA-1144-X5	Wheel Puller 4" Montgomery Escalator
ME970	Step Roller, 3 15/16"
ME971	Step Roller, 3 15/16"

Part Number	Description
ME972	Trail Roller, 3"
P-22723	Handrail Newel Guide Roller — M3000
P-26650	Handrail Drive Chain Roller
P-26936	Handrail Idler Roller
P-27508	Escalator Newel Roller and Bearing Shaft
P-27749	Roller Cluster Assembly
P-32713-001	Roller and Spindle 4" D x 7/8"
34933	Shaft Handrail Sheave

Chains, Sprockets and Belts



42861



93885-001

Part Number	Description
42861	Step Chain, 1 Pr assembly w/ 4 rollers, 16" long
59011	Sprocket (Bull Gear), HR, DR, BG, Sgl #100
67884	Step Chain — standard 24P [6-Stps 2-Sides]
93885-001	V-Belt (or Serpentine), Microvee Handrail Drive (For E5000 Escalator)
P-34381-001	Roller Guide Chain (For E5000 Escalator)

Controls, Switches and Hardware


5



59564



60031



P-27110



P-27233



P-27266



P-7956



P-2820

Part Number	Description
59564	Skirt Switch
60031	Skirt Switch, Micro BZE6-7RN51
68021-002	Coil Spring Switch
P-27110	Brake Control PCB 24V, without X-Former
P-2820	Brake Solenoid Assembly DC Short Stroke
P-27233	Flange Coupling w/ Roller — 2 Piece Kit
P-27266	Flange Coupling w/ 4" Roller — 1 Pair
P-7956	Coupling Motor Halves

68021-002



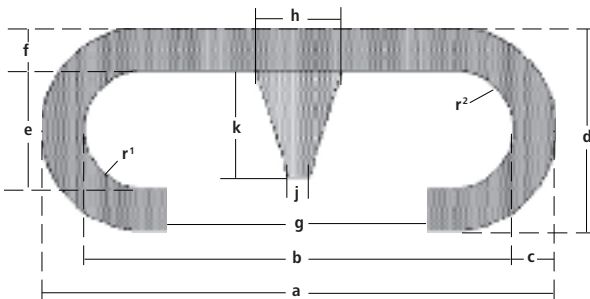
Handrails and Related Items



Part Number	Description
32926	Support Curve, Urs, Ste
60440	Guide, Newel, models 4000, 5000
29325-00A	Handrail Inlet Brush
60263-010	Guide Handrail Rd End Track 13'

5

Replacement for Montgomery handrails



$a = 3\frac{7}{16}" (88\text{mm})$	$f = \frac{7}{16}" (110\text{mm})$	$r^1 = \frac{1}{4}" (6\text{mm})$
$b = 2\frac{11}{16}" (68\text{mm})$	$g = 1\frac{9}{16}" (40\text{mm})$	$r^2 = \frac{3}{8}" (10\text{mm})$
$c = \frac{3}{8}" (10\text{mm})$	$h = \frac{3}{4}" (19\text{mm})$	
$d = 1\frac{7}{16}" (37\text{mm})$	$j = \frac{9}{32}" (7\text{mm})$	
$e = \frac{5}{8}" (16\text{mm})$	$k = 1\frac{1}{16}" (17\text{mm})$	

Part Number	Description
ME990	Montgomery, Cotton Duck with Steel Tape for "V" Type Models
ME995	Montgomery, Slimline for E500
ME993	Montgomery, Cotton Duck with Steel Cords for models 68 and Crystal 2000, 3000, 4000, 5000



NOTE: For information on the features/benefits of choosing Adams replacement handrails, how to measure escalator handrails, and how to coil escalator handrails, see pages 23 – 29.

Otis Escalator Parts

Escalator Parts


- Steps and Treads56
- Step Removal Tool56
- Step Chains and Chain Rollers57
- Comb Plates.....58-60
- Handrail, Sheaves and Miscellaneous Parts61
- Notes.....62

Otis Steps and Treads

Step Assembly Treads



Step Tread



Part Number	Description
GAA26140A7	Step Assembly Tread, 600 mm, 23.62", 506
OE960T4	Step Tread, 15.937" length, 11.988" width, 455P2

Escalator Step Tread Removal Tool

6



These cold-rolled, case-hardened steel tools give you the leverage you need to replace worn escalator step treads. Two tools required for safe step removal.

Part Number	Description
OE930T9	Escalator Step Removing Tool (replaced Otis No. 9, VP-878095)

Otis Step Chains and Replacement Rollers

Step Chains

Part Number	Description	Otis Model
PO9701DK13	Step chain 10 fold w/shims, 32"	J, R, RB, RBC, UB, UBSL
PO9701DK19	Step chain 2 fold w/shims, 32"	J, R, RB, RBC, UB, UBSL
PO9701DK67	Step chain offset w/shims, 32"	J, R, RB, RBC, UB, UBSL



Otis Escalator Rollers




290BR2

Our rollers are precision-machined die-cast aluminum hubs.

Part Number	Description	Otis Model
290BR2	Chain roller	J, R, RB
OE973	Chain roller, 3" dia. x .75" ID (290AJ2)	J, R, RB
OE974	Chain roller, 3" dia. x .6693" ID (290BP4)	J, R, RB, RBC, UB, UBSL, 506, 510
OE976	Chain roller, 5 1/2" dia. x .6693" ID (Replaces canvas tire) With 2 bearings. Includes spacer and Alemite grease fitting. (A290AB1)	O
OE976KM	Chain roller, 5 1/2" dia. x .6693" ID (Replaces canvas tire) With 1 bearing.	
OE977	Step roller, 5 1/2" dia. x .6693" ID Includes spacer and Alemite grease fitting. (290AF1)	
OE979	Chain roller, 5 1/2" dia. x 1.5" ID Includes grease fitting and bronze sleeve bearing (290FY1)	ML
OE980	Chain roller, 4" dia. x .7874" ID (Replaces GO2215B36)	H, B, D, K

Otis Yellow Comb Plates

Corresponding Aluminum Comb Plate



Two types of yellow comb plates help protect your riders – and YOU – from injury and litigation. Bright yellow color gives riders a strong visual warning that they are approaching the top or bottom of the escalator.

Coated: Resilient yellow coating over die-cast aluminum promotes safe riding, resists wear and tear. Unlike ordinary painted comb plates, Adams powder-coated plates resist chipping and peeling.

ColorThru™: Solid yellow, high-impact plastic material keeps bright yellow color for the life of the comb.

(See OE971 Series on page 60. These comb plates are available in standard models below and page 60.)


Conforms to ANSI 17.1, 210a–g.

Aluminum comb plates are constructed with a die-cast aluminum. The powder-coated plates are designed to take a pounding. OE968A aluminum series are made with recesses filled with black. Dimensions: ¼" thick x 5 ½" deep. Replacements for Otis J and US escalators.

6

Part Number	Description	Otis Part Number
OE968A1	Comb plate, aluminum, 6" long, 18 teeth	GOA453A1
OE968A1Y	Comb plate, yellow, 6" long, 18 teeth	GOA453A1
OE968A4	Comb plate, aluminum, 5 ¾" long, 17 teeth	GOA453A4
OE968A4Y	Comb plate, yellow, 5 ¾" long, 17 teeth	GOA453A4
OE968A5	Comb plate, aluminum, 5.4" long, 16 teeth	GOA453A5
OE968A5Y	Comb plate, yellow, 5.4" long, 16 teeth	GOA453A5
OE968A6	Comb plate, aluminum, 5.6" long, 17 teeth	GOA453A6
OE968A6Y	Comb plate, yellow, 5.6" long, 17 teeth	GOA453A6
OE968A9	Comb plate, aluminum, 5" long, 15 teeth	GOA453A9
OE968A9Y	Comb plate, yellow, 5" long, 15 teeth	GOA453A9
OE969D1	Comb plate, center, aluminum, 8" long, 24 teeth (For 506, 506SL)	GOA453D1
OE969D2	Comb plate, aluminum, 7 11/16" long, 23 teeth	GOA453D2
OE969D3	Comb plate, aluminum, 8 ¼" long, 24 teeth, for steps w/ demarcation inserts	GOA453D3
OE969D4	Comb plate, aluminum, 7 11/16" long, 23 teeth	GOA453D4
OE969D5	Comb plate, aluminum, 8 ¼" long, 24 teeth (For 506, 506SL)	GOA453D5
OE969D6	Comb plate, aluminum, 7 13/16" long, 23 teeth	GOA453D6
OE969D7	Comb plate, aluminum, 7 13/16" long, 23 teeth	GOA453D7
OE969D1Y	Comb plate, yellow	453D1
OE969D2Y	Comb plate, yellow	453D2
OE969D3Y	Comb plate, yellow	453D3
OE969D5Y	Comb plate, yellow	453D5
OE969D6Y	Comb plate, yellow	453D6

Standard Otis Comb Plates



Part Number	Description	Otis Part Number
GAA453BM1	Comb plate, center, 8" long, 24 teeth	
OE970Y1	Comb plate, aluminum, 6" long, 18 teeth (For Otis O escalator)	453Y1
OE970Y1Y	Comb plate, yellow, 6" long, 18 teeth (For Otis O escalator)	453Y1
OE970Y2	Comb plate, aluminum, 5 7/16" long, 16 teeth (For Otis O escalator)	453Y2
OE970Y2Y	Comb plate, yellow, 5 7/16" long, 16 teeth (For Otis O escalator)	453Y2
OE970Y3	Comb plate, aluminum, 5 11/16" long, 17 teeth (For Otis O escalator)	453Y3
OE970Y3Y	Comb plate, yellow, 5 11/16" long, 17 teeth (For Otis O escalator)	453Y3
OE970Y4	Comb plate, aluminum, 5 3/4" long, 17 teeth (For Otis R escalator)	453Y4
OE970Y4Y	Comb plate, yellow, 5 3/4" long, 17 teeth (For Otis R escalator)	453Y4
OE970Y5	Comb plate, aluminum, 5 3/8" long, 16 teeth (For Otis R escalator)	453Y5
OE970Y5Y	Comb plate, yellow, 5 3/8" long, 16 teeth (For Otis R escalator)	453Y6
OE970Y6	Comb plate, aluminum, 5 5/8" long, 17 teeth (For Otis R escalator)	453Y6
OE970Y6Y	Comb plate, yellow, 5 5/8" long, 17 teeth (For Otis R escalator)	453Y6
OE970Y7	Comb plate, aluminum, 5 9/16" long, 17 teeth (For Otis R escalator)	453Y7
OE970Y7Y	Comb plate, yellow, 5 9/16" long, 17 teeth (For Otis R escalator)	453Y7
OE970Y8	Comb plate, aluminum, 5 13/16" long, 18 teeth (For Otis R escalator)	453Y8
OE970Y8Y	Comb plate, yellow, 5 13/16" long, 18 teeth (For Otis R escalator)	453Y8
OE970Y9	Comb plate, aluminum, 5" long, 15 teeth (For Otis R escalator)	453Y9
OE970Y9Y	Comb plate, yellow, 5" long, 15 teeth (For Otis R escalator)	453Y9
OE970Y13	Comb plate, aluminum, 5 7/8" long, 17 teeth (For Otis R escalator)	453Y13
OE970Y13Y	Comb plate, yellow, 5 7/8" long, 17 teeth (For Otis R escalator)	453Y13

Black and Yellow ColorThru™ Series

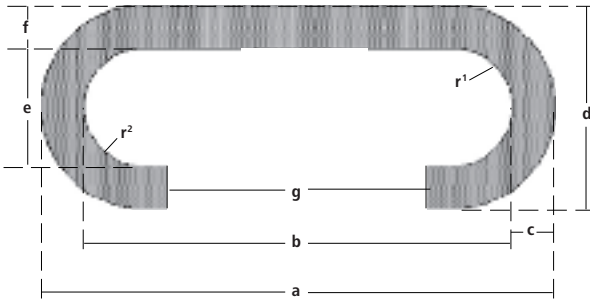
Comb plate replacements for Otis O and R escalators



Order Z series for black rubber-based phenolic. ¼" thick x 4 ¼" deep. Order Y series for yellow ColorThru hi-impact melamine plastic. Width as shown in table. Mounting holes on 4" centers.

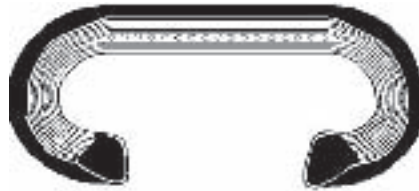
Part Number	Description	Otis Part Number
OE971Z1	Comb plate, black, 6" long, 18 teeth (also for RB escalator)	453Z1
OE971Y1	Comb plate, yellow, 6" long, 18 teeth	453Y1
OE971Z2	Comb plate, black, 5 7/16" long, 16 teeth	453Z2
OE971Y2	Comb plate, yellow, 5 7/16" long, 16 teeth	453Y2
OE971Z3	Comb plate, black, 5 11/16" long, 17 teeth	453Z3
OE971Y3	Comb plate, yellow, 5 11/16" long, 17 teeth	453Y3
OE971Z4	Comb plate, black, 5 3/4" long, 17 teeth (also for RBC escalator)	453Z4
OE971Y4	Comb plate, yellow, 5 3/4" long, 17 teeth	453Y4
OE971Z5	Comb plate, black, 5 3/8" long, 16 teeth (also for RBC escalator)	453Z5
OE971Y5	Comb plate, yellow, 5 3/8" long, 16 teeth	453Y5
OE971Z6	Comb plate, black, 5 5/8" long, 17 teeth (also for RBC escalator)	453Z6
OE971Y6	Comb plate, yellow, 5 5/8" long, 17 teeth	453Y6
OE971Z7	Comb plate, black, 5 9/16" long, 17 teeth	453Z7
OE971Y7	Comb plate, yellow, 5 9/16" long, 17 teeth	453Y7
OE971Z8	Comb plate, black, 5 13/16" long, 17 teeth	453Z8
OE971Y8	Comb plate, yellow, 5 13/16" long, 7 teeth	453Y8
OE971Z9	Comb plate, black, 5" long, 15 teeth (also for RBC escalator)	453Z9
OE971Y9	Comb plate, yellow, 5" long, 15 teeth	453Y9
OE971Z10	Comb plate, black, 6" long, 18 teeth (also for RB escalator)	453Z10
OE971Y10	Comb plate, yellow, 6" long, 18 teeth	453Y10
OE971Z11	Comb plate, black, 5 3/4" long, 17 teeth (also for RB escalator)	453Z11
OE971Y11	Comb plate, yellow, 5 3/4" long, 17 teeth	453Y11
OE971Z12	Comb plate, black, 6 1/8" long, 18 teeth (also for RBC escalator)	453Z12
OE971Y12	Comb plate, yellow, 6 1/8" long, 18 teeth	453Y12
OE971Z13	Comb plate, black, 5 7/8" long, 17 teeth (also for RBC escalator)	453Z13
OE971Y13	Comb plate, yellow, 5 7/8" long, 17 teeth	453Y13

Replacement for Otis Handrails



a = 3 ¹ / ₄ " (82mm)	f = 3 ³ / ₈ " (10mm)
b = 2 ¹ / ₂ " (63mm)	g = 1 ⁹ / ₁₆ " (40mm)
c = 3 ³ / ₈ " (10mm)	r ¹ = 1 ¹ / ₄ " (6mm)
d = 1 ⁷ / ₁₆ " (37mm)	r ² = 3 ³ / ₈ " (10mm)
e = 5 ⁵ / ₈ " (16mm)	

Part Number	Description
OE993	Otis, Steel Cord
OE993S	Otis, Slimline



NOTE: For information on the features/benefits of choosing Adams replacement handrails, how to measure escalator handrails, and how to coil escalator handrails, see pages 23 – 26.

Sheaves and Miscellaneous Handrail Parts

Step Chains

Part Number	Description	Otis Part Number
GOB260AF2	Handrail drive belt, black, 56mm wide	506SL
GOA2215AB32	Handrail drive sheave (sprocket with bearing)	506SL
GOA2215AB37	Sheave Assembly, upper (with 2 bearings and rings)	506
SWT-U811MY3ZGE	Microswitch Otis Emergency Stop Box	


Schindler Escalator Parts

Escalator Parts

- Step Assemblies 64 – 65
- Step Parts..... 66 – 67
- Step Plastic Edges 68
- Controls and Electrical..... 69 – 71
- Step Chain Assembly 72
- Step Chain Assembly, Connecting Pipes..... 73
- Comb Plate Parts..... 74
- Comb Plate Parts and Step Axles 75
- Balustrades and Deck Support Parts 76
- Barriers, Barrier Assemblies and
Caution Signs..... 77
- Brake Assemblies, Motors and
Service Brakes 78 – 80
- Drive Chains, Shafts and Units..... 81 – 85
- Handrails and Related Items 86 – 92
- Lubrication Systems..... 93
- Miscellaneous Parts Hardware 94 – 96
- Miscellaneous Electrical Parts 97
- Covers, Decking, Trim, Plates,
Panels, etc 98 – 100



Step Assemblies



Part Number	Description	Schindler Model
SMS405137	600S Step Complete, Silver w/o Demarcation	9300
SMS405142	1000SK Step Complete Silver w/o Demarcation	9300
SMS405142B	1000SK Step Assembly Complete Silver w/ Black Demarcation	
SCS468546	Step Assembly, 1000 Silver w/o Edge	SWE, SWU, SDG, SDS
SCS468547	Step 600K, Silver w/ Plastic Edge	SWE, SWU, SDG, SDS
SCS468549	1000SK Step Assembly, Silver w/ Edge, SWE	SWE, SWU, SDG, SDS
SCS807616	Step 600S Black	SWE, SWU, SDG, SDS
SCS807621	Step 1000K Black w/ Plastic Edge	SWE, SWU, SDG, SDS
SDS468604	Step Assembly 800, Silver	EWE, EWG, EWH
SCS468544	600S Step Silver w/o Plastic Edge	SWE, SWU, SDG, SDS
SCS468545	800S Step Silver w/o Plastic Edge	SWE, SWU, SDG, SDS
SCS468548	Step 800SK, Silver w/ Plastic Edge	SWE, SWU, SDG, SDS
SCS807617	Step 800S Black	SWE, SWU, SDG, SDS
SCS807618	1000S Step Complete Black	SWE, SWU, SDG, SDS
SCS807620	Step 800K, Black w/ Plastic Edge	SWE, SWU, SDG, SDS
SDS319932	Step Machined EWE-1000 Silver	9700
SVS268240B	Step Assembly, Silver w/ ADA	9700
SDS468605	Step Assembly 1000 Silver	EWE, EWG, EWH
SDS468609	Step Assembly 1000 Silver w/ Nilos Ring	EWE

Step Assemblies



Part Number	Description	Schindler Model
SMS405138	800S Step Complete w/o Demarcation Silver	9300
SMS405139	1000S Step Complete Silver w/ Blue Rollers	9300
SMS405139AY	1000S Step Complete Silver w/ Yellow ADA	
SMS405139AY3	1000S Step Complete Silver w/ Yellow ADA	
SMS405140	600SK Step Complete w/ Demarcation silver	9300
SMS405141	800SK Step Complete, Silver w/ Blue Rollers	9300
SMS405143	600S Step Complete, Black w/o Demarcation	9300
SMS405144	800S Step Complete, Black w/o Demarcation	9300
SMS405145	1000S Step Complete, Black w/o Demarcation	9300
SMS405145G	1000S Step Complete, w/o Demarcation Gray w/ Blue Rollers	9300
SMS405146	600SK Step Complete Black w/ Demarcation	9300
SMS405147	800SK Step Complete w/ Demarcation, Black	9300
SMS405148	1000SK Step Complete Black w/ Demarcation	9300
SMS405148B	1000SK Step Assembly Complete Black w/ Black Demarcation	
SMS405148G	1000SK Step Complete, Gray w/ Blue Rollers	9300
SMS273428AY	600S Step Natural Finish w/o TEROP Yellow ADA	9300
SMS273428K	600SK Step 9300, Aluminum Natural Finish w/o TEROP	9300
SMS273428KAB	600K Step Natural Finish w/o TEROP Black ADA	9300
SMS273428KAY	600K Natural Finish Fin w/o TEROP Yellow ADA	9300
SMS273428	600S Step Aluminum Nat Fin w/o TEROP	9300
SMS273428AB	600S Step Natural Finish w/o TEROP Black ADA	9300
SMS273429	800S Step Aluminum Natural Finish w/o TEROP	9300
SMS273429AB	800S Step Natural Finish w/o TEROP Black ADA	9300

Step Parts



Part Number	Description	Schindler Model
Escalator Step Parts		
SCS241535	Step Roller, for SWE Step	SWE, SWU, SDG, SDS
SCS319973	Washer	9300
SDS242073	Roller Dm100 for Step Blue	9700, EWE, EWG, EWH
SDS315221	Step Axle Bushing Slit	9300
SMS405029	Roller 76/6204 Brg Blue	9300
SWD465208	Roller Assembly SW	
SWS240186	Step Spacer	
SWS240636	Step Wheel Shaft	
SCS319637	Bushing, Step Black Solid	9300
SWS493472	Step Axle Bushing White/Mold 721-2073	Schindler/Haughton
Moving Walk Step Parts		
SFS390221	Pallet, RSE Walk 1000mm	RSE, RSH
SFS390222	Compact Pallet 800	RSE, RSH
SFS468462	Pallet Holder	9500
SFS468881	Plate Holder	RSE, 9500
SLS243001	Pallet, 1000mm (Z579001)	9500

7

Step Parts



Part Number	Description	Schindler Model
SCS409594	Step Hook, Right Hand	9300
SCS409595	Step Hook, Left Hand	9300
SCS409794	Step Upthrust Kit, Right Hand	9300, SWU, EWE
SCS409795	Step Upthrust Kit, Left Hand	
SCS242006	Thread Rolling CSK Screw M8x22	9300
SFR319852	Step Centering Guide	9300, 9500
SCS409172	Step Guide Pad	9300
SWS498849	Step Guide Pad	
NAA299254	Split Spring Nut Clip B4	SWE

Step Plastic Edges



Part Number	Description	Schindler Model
SCS276009	Plastic Edge Side Left SWE, Black (RAL9017-F81)	9300
SCS276011	Plastic Edge Side Right SWE, Black (Ral9017-F81)	9300
SCS319900	Plastic Edge Top Center (RAL1023-F81)	9300
SCS319901	Plastic Edge Top Left Yellow (RAL1023)	9300
SCS319902	Plastic Edge Top Right Yellow (RAL1023)	9300
SCS319903	Plastic Edge Side Left SWE (RAL1023-F81)	9300
SCS319904	Plastic Edge Side Left EWE	EWE, EWG, EWH
SCS319905	Plastic Edge Side Right SWE (RAL1023-F81)	9300
SCS319906	Plastic Edge Side Right EWE	EWE, EWG, EWH
SCS395989	Plastic Edge Top Center, Black (RAL9017-F8)	9300
SCS395991	Plastic Edge Top Left, Black (RAL9017-F81)	9300
SCS395993	Plastic Edge Top Right, Black (RAL 9017-F81)	9300

Controls and Electrical



Part Number	Description	Schindler Model
CLQ3603	Customer Reset Upgrade Kit	9300
CLQ9829	Interface Relay 24VDC (3RH1131-2JB40)	
NEA299282	Coding Key (231-129)	9500
NAA297247	Pressure Switch 2a 220v	9700
NAA298465	Lifting Solenoid 24V Gtca070	
NAA299216	Retaining Spring For Micro Relay Rp	9500
NAA299475	Miniature Circuit Breaker FAZ-C4	9300, SWE
NAA299476	Motor Protecting Switch 0,6a 600V UL	9300, SWE
NAA299477	Protective Motor Switch PKZM 0-10	9300, SWE
317136	Female Connector 6p-16a-250v-2, 5mm 2	9500
298889	Female Connector 8p-16a-250v-2, 5mm 2	9500
NAA298650	Auxiliary Contact Block HN01 (Norm. Close)	9300, SWE
NAA299497	Transformer 1ph 330va PR240-600V SK110/1	9500
299135	Female Connector 10p-16a-250v-2, 5mm 2	9500
NAA298929	Right Power Pcb Relay (SCHRACK-RT424024)	9500
NAA297251	Distributor Board 2-Outlets St-Zn	9700
NAA464778	Mushroom Push Button - Engage - Kpl.	
NAA462424	6 Pole Plug w/ Bridge for Mech Start/Stop	9500
NAA299241	Buzzer 24v F/Rmb-24	9700

Controls and Electrical



Part Number	Description	Schindler Model
299929	Replacement Prox.Sensor-Balluff#Bes 517-132-M5-H	9700
NAA462380	Speed Monitor, Impulse Counter NU125D	SME, SRE
NAA462437	Micro Relay 4-pole 24v DC	9500
NAA462438	Pedestal F. Micro Relay Socket	9500
NEA462624	Hour Meter 24v DC (KEP AH57)	SWU, SDS
NEA462656A	Transformer	9500
NEA462657	Auxiliary Contactor K1-07D31 24VDC	9300, SWE
NEA464938	Real Time Clock Rtc Ds1216-C	9700
NEA897203	Relay Print Psr4.Q (224768)	SWU, SDS
NEA299019	Female Connector 3p-16a-250v-2, 5mm 2	9500
NEA432103	Female Connector 7p-16a-250v-2, 5mm 2	9500
NEA462653	Earth Spring	9500
NEA462597	Scan Sensors Amplifier	9500
NEA462600	Light Barrier Pnp Type: E3S-AT86	
NEA462621	Pin Header 10-Pole 721-170/003-000	9500
NEA888266	Limit Switch TS236-11ZÜ-M20	
SSG398013	NZM6B-63/ZM6A-25-200-NA Circuit Breaker	
SY590810	PEM 1.Q Board Escalator PCB (Note: PEM and PES Boards must be the same version)	
SY590811	PES 1.Q Board	9300
NEA462607	Plug 4 Pole M12 Vertical	
NEA462945	Plug 4 Pole M12 Angled	

Controls and Electrical



Part Number	Description	Schindler Model
CLQ0484	Kit Proximity Sensor Bracket-SWT (Add on bracket for NAA299929)	SWU, SDS
CLQ8006	9300 Control Upgrade Kit (V3.3)	9300
SRE387603	Emergency Stop Button and Buzzer	
SIE387791	Stop Switch KABA SKA/I-1 SS (NO/NO)	9300, SWE
SKE469445	Digital Display	SWE, SWU, EWE, SDG
SSK897206	Digital Display D30 Complete 9000	SWE, SWU, EWE, SDG
CLQ9828	Suppression Diode (3RT1916-1DG00)	
SWL240189	Bolt T M8x25	
SRE38764324V	Step Gap Light Fixture 24v 18 in. Double	9300, SWE
NAA462404	Plastic Cover Green F Tubes F15T8/D	9300, SWE
SEE310595	Antistatic Brush	9300
337202	Limit Switch Right Hand (Auto Reset)	SWE, SWU, SDS, 9300
337203	Limit Switch Right Hand (Manual Reset)	SWE, SDS, SWU, SDG, RSE
337204	Limit Switch Left Hand (Manual Reset)	SWE, SDS, SWU, SDG, RSE
337205	Limit Switch Left Hand (Auto Reset)	9300, SWE, SWU, SWT, EWE, EWG
SCV409357	Connecting Block	
SRE438184	Distribution Box Main Switch	
HA-1067-P5	Fluorescent Tube F15T8/D	9700



NAA462404

Step Chain Assembly



Part Number	Description	Schindler Model
NAA297912	V-Sealing Ring (V 25A-NBR)	9300
SMS244108	Clamping Spring Clip	9300
SMS244109	Axle Clamp	9300
SMS405119	Step Chain, 40mm height	9300
SMS405123	Chain Offset Link	9300
SCS241456	Offset Chain Link	
SCS241457	Step Chain, 35 links (12 step) (2pcs per box)	
SCS388994	Step Chain Link (SWE/SDS/9300)	9300
SMS244074	Step Chain (Order in multiples of 9.6m)	9300
SMS884884	Step Chain (R02 Design)	9300
SMS884884X	Step Chain (R02 Design)	9300
SDS393001	Step Chain	
SMS244071	Step Chain, 50mm height (Order in multiples of 9.6m)	9300
SMS244077	Chain Link	9300
SWS247877	Pin, L = 84.7 for Step Chain	
SWS247878	Pin, L = 59 for Step Chain	
SML244157	Tangential Guide, Left Hand (SII266894)	9300
STS437475	Driving Shaft-1000mm Axle w/ Lg Bore ZN7	9300


7

Step Chain Assembly, Connecting Pipes



Part Number	Description	Schindler Model
SMS405191	Connection Pipe 600mm	9300
SUS496193	Connecting Pipe 1000mm OS Bore	9300
SMS405195	Connection Pipe 1000mm	9300
SMS405196	Connection Pipe 1000mm Stainless Steel	9300
SUS497121	Connecting Pipe 800mm	9300, 9700
SWS241273	Axle, Stub	9300
SWS241274	Connecting Pipe 600 General	9300, SWE
SR360828A0A	Step Axle, Solid ZN7 (586mm)	SWE
SR360828C0A	Step Axle, Solid ZN7 (985mm)	SWE
SMS405199	Step Axle 1000mm	9300

Comb Plate Parts



Part Number	Description	Schindler Model
SR360835	Tooth Segment	
SFR390542Y	Comb Finger Yellow End	RSE, RSH
SFR390543	Comb	RSE, RSH
SFR390543Y	Comb Finger Yellow Center	RSE, RSH
SFR394099	Comb with Grooves, Center Section	9500
SFR394099Y	Comb with Grooves, Center Section, Yellow	9500
SFR394100	Comb Finger Yellow End with grooves, Center Section	9500
SFR394100Y	Comb Finger Yellow End Rise	9500
SMR313609	Comb Finger Center Aluminum	9300
SMR313283	Comb Center Section, Yellow	9300
SMR318762	Comb Finger, Center Black Powder Coated	
SMR318763	Comb Insert Right Hand Black Powder Coated	
SMR318764	Comb Insert Left Hand Black Powder Coated	
SMR898515	Comb Insert End - Aluminum, Right Hand	9300
SMR898516	Comb Insert End - Aluminum, Left Hand	9300
SMR898743	Comb Finger End Right Hand, Yellow	9300
SMR898744	Comb Finger End Left Hand, Yellow	9300

Comb Plate Parts and Step Axles



Part Number	Description	Schindler Model
Comb Plate Parts		
DIN016	Serrated Lock Washer 6	9300
DIN798403	Zyl. Screw M6x12 Din7984 8,8	9300
NEA462612	Ballast PI7w Flat	9300, SWE
SMR405031	Contact Actuation Left Hand	9500
SMR405032	Contact Actuation Right Hand	9500
SMR898515	Comb Insert End Aluminum RH	9300
SMR898516	Comb Insert End Aluminum LH	9300
SMR898743	Comb Finger End Yellow RH	9300
SMR898744	Comb Finger End Yellow LH	9300
Step Axles		
SMS244107	Step Axle, Stainless Steel 1000mm	9300
SWS336223	Step Axle, 1000mm	SWE

Balustrades and Deck Support Parts



Part Number	Description	Schindler Model
CLQ3713	Spare Hardware Kit Packaging	9300
NAA464759	Sheet Steel Nut M4	9300
SCV241347	Cover Strip, Under Handrail Light	SWE
SCV319268	Profile Holder Cpl	SWE
SEV498338	Clamping Plate Cpl.	9300
SCV241331	Plastic Sealing Strip (20ft / 6m)	SWE
SMV405108	Clamping Strip - (Order in Multiples of 6.2m)	9300
SMV405604	Balustrade Profile Transition Top 35	
SMV405607	Balustrade Profile Transition Bottom 35	
SCV241096	Rubber Profile	SWE

Barriers, Barrier Assemblies, Caution Signs



Part Number	Description	Schindler Model
CLQ9306	Single Barrier	9300
CLQ9307	Double Barrier	9300
CLQ3765	Hold Handrail Decal Adhesive, Yellow, 4" x 7 3/4" (Can be applied to barriers if needed)	
2838C22H09	Hold Handrail Decal, Yellow, 4 1/2" x 8", .002 thick (Can be applied to barriers if needed)	
A558C	Hold Handrail Sign (2000 Code / US and Canada)	9300
SWV467381	Rubber Channel	SWE, RSE
CLQ2020	Oval Head Machine Screw Chrome	9300

Brake Assemblies, Motors, Service Brakes




Part Number	Description	Schindler Model
340310	Proximity Switch M18	9300, SWE, SWU, SWT, EWE, EWG
NAA299303	Lifting Solenoid 110/120 V Passive Lock	SWE, SWT, SWU, EWE, EWG
NAA298465	Lifting Solenoid 24V Passive Lock	SWE, SWT, SWU, EWE, EWG
NAA297459	Lifting Solenoid for Passive Lock 220V	SWE, SWU, SDS
SSB897396	Lifting Solenoid 97VDC	
NAA544206	Bearing Bushing (MB1020DU)	SWE, SWT, SWU, EWE, EWG
NEA462570	Service Brake Proximity Switch E2EL-X4MF1-M1 (Speed Sensor)	9300, SWE
SCT392556	Service Brake Band Complete	9300
SCT394639	Service Brake Small Pin	9300
SDT437144E	Brake Motor 220v, 60h Big	SWE, SWT, SWU, EWE, EWG
SDT438512	Brake Motor DFMU 80l/12, 265/460 V	
SDT438508P	SWE Brake Motor w/ Pinion, 208/360 V	SWE
SSA897200	Service Brake Solenoid, 110 VAC	9300, SWE
SSH897444	Service Brake Proximity Switch M5	9300

Brake Assemblies, Motors, Service Brakes



Part Number	Description	Schindler Model
SWT242009	Brake Motor Pinion Assembly	SWE, SWT, SWU, EWE, EWG
SWT463934	Service Brake Distance Sleeve or Spacer Bushing	9300, SWE, SWT, SWU, EWE, EWG
SWT463954	Brake Band Complete	SWE, SWT, SWU, EWE, EWG
SET465036	Brake Shoe Complete	SWE, SWU, SDS
SET465040	Spring Centering Washer	SWE, SWU, SDS
SET465058	Emergency Brake	SWE, SWU, SDS
SWT354082	Brake Band Assembly	
SMT312119	Brake Band Complete	
SCT392324	Brake Disc	
SWT336207	Brake Gear Sector	
SDT438513MOD	Brake Motor and Pinion 80/12 277/480 V	
SWT770864	Emergency Brake Pawl	

Brake Assemblies, Motors, Service Brakes



Part Number	Description	Schindler Model
SCT394630	Guide	
SSI897410	Emergency Stop Box - Inclined Balustrade	
SWT770045	Brake Motor w/ Pinion	
SWT770042	Motor 7 1/2 Hr. 1750 Rpm	
NAA297455	Clevis w/ ES-PIN, G8x32 Zn7	
NAA297456	Clevis w/ ES-PIN, G10x40 Zn7	9700

Schindler Drive Chains, Shafts and Units



Part Number	Description	Schindler Model
741310	9300-20 Chain Drive (87 Link) 108/120fpm	9300, SWE, SWT, SWU, SDG, SDS, EWE, EWG
741320	Chain 16B-2 x 93 Links	SDG
741329	Chain 16B-2 x 15 Links	9300
741330	Chain 16B-2 x 103 Links	9300, SWE, SWU
741334	Chain 20B-2 x 87 Links (0.45mps/90fpm)	SWE, SWT, SWU, SDG, SDS, EWE, EWG
741335	Chain 20B-2 x 89 Links (0.5mps/100fpm)	SWE, SWT, SWU, SDG, SDS, EWE, EWG
741490	Master Link G-16B-2 DIN 8187	9300
741492	Chain Master Link 20B-2	SWE, SWT, SWU, SDG, SDS, EWE, EWG
NAA248793	Chain Link- Master Link (20B-2 Chain)	9300
NAA296514	9300-10 Drive Chain 20B-2 x 91 Links	9300
NAA297454	Drive Chain 93 Links (100fpm/150fpm)	9300, SWE, SWT, SWU, SDG, SDS, EWE, EWG
NAA298449	Connecting Link Chain 24A-2 DIN 8188-G	9300
NAN464946	Roller Chain DIN 8188-24A-2x87	
NAN464956	Duplex Roller Chain DIN 8188-24A-2x83	
NAN464957	9300-20 Chain 24A-2 x 85 Links DIN 8188	9300
SFS241458	Pallet Chain (Order in Multiples of 2)	RSE, RSH
SFS394176	Pallet Chain Link	RSE, RSH
SWT770851	Drive Chain Switch Assembly	
SWT770266	Drive Chain Follower	

Schindler Drive Chains, Shafts and Units



Part Number	Description	Schindler Model
SCT315158	Broken Chain Contact Right (SWT241064)	SWT
SCT315159	Broken Chain Contact Left	SWT
SMT898877	Broken Chain Contact Complete	
SMT898878	Broken Chain Contact Complete	
SMH405467	Chain Cover	
SMS884886	Chain Link	
SMT244922	Flywheel H-28	
NKA462694	Roller Chain	
SEK498064	1000 Mm Headshaft Axle	
SWK770020	Headshaft Assembly 600mm	
SWK770021	Headshaft Assembly 800	
SWK770022	Headshaft Assembly 1000 New	
SCT394001	9300-10 Sprocket (17 Teeth) 90fpm	9300, SWE, SWT, SWU, SDG, SDS, EWE, EWG
SMK405149	Step Chain Sprocket 9000	9300
SMK405151	Handrail Drive Chain Sprocket	9300

7

Schindler Drive Chains, Shafts and Units



Part Number	Description	Schindler Model
SMK405162	Brake Disk Assembly Complete 9300	9300
SMK405169	Main Drive Chain Sprocket	9300
SMK405173	Main Drive and 2nd Drive Chain Sprocket	9300
SMK405793	9300-20 Main Drive and 2nd Drive Chain Sprocket	9300
SMK405926	Bracket for Split Sprocket	9300, SWE, SWU, SWT
SMT313977	9300-20 Sprocket 1.5" Pitch (16 teeth) 100fpm	9300
STK437464	Handrail Drive Chain Split Sprocket	SWT, 9300
SWT247851	9300-10 Sprocket (19 Teeth) 100fpm	9300, SWE, SWT, SWU, SDG, SDS, EWE, EWG
SWT247853	Pinion (24 Teeth) 125fpm	9300, SWE, SWT, SWU, SDG, SDS, EWE, EWG
SWT770404	Drive Sprocket (1 Per)	
SWK770789	Drive Sprocket 100-2 65t	
SWK770019	Split Sprocket 80-2 30t	
SFH466057	Sprocket (Each)	
SWK770511	Step Sprocket (Order Matched Pair)	

Schindler Drive Chains, Shafts and Units




Part Number	Description	Schindler Model
CLQ3834	Sprocket Pin Replacement Kit 9300/10	9300
CLQ3835	Sprocket Pin Replacement Kit 9300/20	9300
SWK770515	Hollow Shaft 1000 mm	
SWK770514	Hollow Shaft 800 mm	
NAA298587	Rubber Pads for NAA298872, B110 Coupling (6 Pack)	9300, SWE, SWT, SWU, SDG, SDS, EWE, EWG
NAA298588	Rubber Bushing Set, B95 Coupling (6 Pack)	9300, SWE, SWT, SWU, SDG, SDS, EWE, EWG
NAA298872	N-Eupex Coupling, 4.3" Dia.	9300
NAA299197	Hex Socket Hd. Cap Scr. M6 x 25 DIN912-10.9	9500
NAA462525	Coupling Eupex B110 Male (Motor)	9300
SMT244501	9300-20 Reducer, Right Hand (Bevel Helical Gear)	9300
SMT244502	Straight Bevel Gear - Left (Helical)	9300
SMT244938	Reducer, Escalator (Gear 160) Single Drive	9300, SWE, SWT, SWU, SDG, SDS, EWE, EWG
SMT244939	Reducer (Worm Gear 160) Double Drive	9300, SWE, SWT, SWU, SDG, SDS, EWE, EWG
SDT315529	Sliding Rail	SWE, SWU, SDS, SDG, RSE
SMT313427	Thread Plate	9300
SWH247801	Threaded Plate	SWE, SDS, SWU, SDG, RSE
SWT247862	Excenter Drive Chain Tension Adjuster	SWE, SWT, SWU, SDG, SDS, EWE, EWG
SWT770854	Lever Arm	

Schindler Drive Units



SMT244939



SSB897348

Part Number	Description	Schindler Model
SCT147771	Motor 8.0kw 480v-60h-3ph	SWE, SWT, SWU, SDG, SDS, EWE, EWG
SCT147828	Motor 5.5kw 460v-60h-3ph	SWE, SWT, SWU, SDG, SDS, EWE, EWG
SCT147830	Motor 8.0kw 208v-60h-3ph	SWE, SWT, SWU, SDG, SDS, EWE, EWG
SCT147831	Motor 8kw 460v-60h-3ph	SWE, SWT, SWU, SDG, SDS, EWE, EWG
SCT147832	Motor 11kw 208v-60h-3ph	SWE, SWT, SWU, SDG, SDS, EWE, EWG
SCT147833	Motor 11kw 460v-60h-3ph	SWE, SWT, SWU, SDG, SDS, EWE, EWG
SCT147834	Motor 11kw 480v-60h-3ph	SWE, SWT, SWU, SDG, SDS, EWE, EWG
SCT147837	Motor 15kw 480-60h-3ph Fahrtreppenmotor	SWE, SWT, SWU, SDG, SDS, EWE, EWG
SSB897305	Motor IP55, 5,5kw 208v	9300
SSB897306	Motor IP55, 7.5kw 208v	9300
SSB897307	Motor IP55, 11kw 208v	9300
SSB897308	Motor IP55, 15kw 208v	9300
SSB897310	Motor IP55, 5.5kw 220v	9300
SSB897311	Motor IP55, 7.5kw 220v	9300
SSB897312	Motor IP55, 11kw 220v	9300
SSB897337	Motor IP55, 11kw 440v	9300
SSB897341	Motor IP55, 7.5kw 460v	9300
SSB897345	Motor IP55, 5,5kw 480v 50/60hz w/ CSA	9300
SSB897347	Motor IP55, 11kw 480v	9300
SSB897348	Motor IP55, 15kw 480v	9300
SSB897350	Motor IP55, 5,5kw 600v	9300
SSB897351	Motor IP55, 7,5kw 600v	9300
SSB897352	Motor IP55, 11kw 600v	9300

Schindler Handrail and Related Items



Part Number	Description	Schindler Model
SVH399026	Poly V-Belt Handrail Drive, Black	9700
NAA336226	Flat Belt Handrail Drive SWE	SWE
SCH896208	Reversing Chain	9300, SDS
SGH439050	Reversing Chain Sdg L=1725	SDG
SCH409585	Reversing Chain SDS	9300
SMH405728	9300 Reversing Chain, 12-Rollers Fn Balustrade	9300
SMH405816	9300 Reversing Chain, 15- Rollers Ft Balustrade	9300
NKA424851	Conical Locking Device 40x65 Tlk 134-Sa	9300
SWH354104	Pressure Belt Roller	
NAA297278	Roller Lever TYP TK 015-11Y	
SMH405680	Support Roller Complete	
SEH336228	Roller, for Handrail Support	
SCH394007	Pulley, Poly-V-Belt	9300
SCH394014	K Pulley w/ Shaft, Poly-V-Belt	SWE, SWU
SDH392124	Fixing Spring (Order in Multiples of 5)	SWE, SWU

Schindler Handrail and Related Items



Part Number	Description	Schindler Model
SCH409193	Handrail Drive Shaft Complete 1000	SDG, SDS
SCH409194	Handrail Drive Shaft Complete 800	SDG, SDS
SCH409195	Handrail Drive Shaft Complete 600	SDG, SDS
SCH437468	Handrail Drive Shaft Complete 1000	SWE, SWU
SCH437469-C	Handrail Drive Shaft and Sprocket 800	SWE, SWU
SCH437470	Handrail Drive Shaft Complete 600	SWE, SWU
SDH315482	Intermediate Shaft 1000 Handrail Drive	EWE, EWG, EWH
SCH409369	Tension Rollers and Mtg Left Hand	SDS
SGH409520	Newel Roller Complete	SWE, SWU
SMH405621	9300 Handrail Drive Shaft w/ Sprocket 1000mm	9300
SMH405623	9300 Handrail Drive Shaft w/ Sprocket 600 mm	9300
SMH405622	9300 Handrail Drive Shaft w/ Sprocket 800 mm	9300
SWH770192	Drive Sprocket and Shaft 600	
SCH310676	Friction Drive Wheel	
SCH242146	Lever Complete	SDG
SGH409520	Lever Complete	SDG
750820	Flange Bearing UCFL210 Pillow Block	9300

Schindler Handrail and Related Items



Part Number	Description	Schindler Model
SMH405523	Deflection Pulley Complete	9300
SWT247856	Actuator, Stopped Handrail Monitor	SWE, SWU
SMV405870	Adjusting Stirrup Piece	9300
SMH405681	Angle; Hr Take-Up Bracket 9300	9300
SMH318221	Antistatic Brush	9500
SMH898843	Bearing Pin Complete	9300
SMH898844	Bearing Pin Complete	9300
SMH898845	Bearing Pin Complete	9300
SMH898846	Bearing Pin Complete	9300
SMH898847	Bearing Pin Complete	9300
SWV770030	Black Handrail Guard	
SCH409214	Chain Link	SDS
SMV312736	Clamping Strip Left Hand	9300
SMV312737	Clamping Strip Right Hand	9300
SMV405669	Compression Spring	9300
SCV319891	Cover Profile Long	SDS
SCV469716	Cover Profile Long	SDS, SWU

Schindler Handrail and Related Items



Part Number	Description	Schindler Model
SCV319892	Cover Profile Short Left Hand	SDS
SCV319893	Cover Profile Short Right Hand	SDS
SCV319424	Face Plate "F" Stainless Steel Balustrade Lighting Inner LE	SWE, SWU
SCV319416	Front Plate "F" Aluminum Balustrade Inner Left	SWE, SWU
SCH409612	Guide Piece	SWE, SWU
SCH394092	Guide	SWE, SWU
SDH315301	Guide Piece	SWE, SWU
SMH313998	Guide Piece	9500
SMH898596	Guide	9300
SDH393696	Guide Piece Handrail Transition	9300
SCH469318	Handrail	SWE, SWU
SMH898585	Handrail (Custom Order)	9500
SWH770195	Handrail Drive Sprocket	
SCV409940	Handrail Entry	SDS
SMV318535	Handrail Entry Boot Right Hand "E" Balustrade w/ Brush	9300
SMV318536	Handrail Entry Boot Left Hand "E" Balustrade w/ Brush	9300
SMV318537	Handrail Entry Boot Right Hand "F" Aluminum Balustrade w/ Brush	9300
SMV318538	Handrail Entry Boot Left Hand "F" Aluminum Balustrade w/ Brush	9300

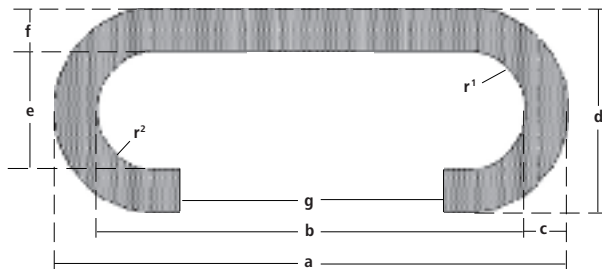
Schindler Handrail and Related Items



Part Number	Description	Schindler Model
SMV318539	Handrail Entry Boot Right Hand "F" Stainless Steel Balustrade w/ Brush	9300
SMV318540	Handrail Entry Boot Left Hand "F" Stainless Steel Balustrade w/ Brush	9300
SMV405890	Handrail Entry Boot Right Hand "E" Balustrade w/o Brush	9300
SMV405891	Handrail Entry Boot Left Hand "E" Balustrade w/o Brush	9300
SMV405893	Handrail Entry Boot Right Hand "F" Balustrade w/o Brush	9300
SMV405894	Handrail Entry Boot Left Hand "F" Balustrade w/o Brush	9300
SEV247385	Handrail Entry Contact Left	SCV
SMV313971	Handrail Guide Piece Complete	
SFV809541E	Handrail Reversing Band Cpl	
SMV405794	Outer Cap - Right	9300
SMV405795	Outer Cap - Left	9300
SMV405796	Inner Cap - Right	9300
SMV405796E	Inner Cap - Right w/ 1 Key Switch Hole	9300
SMV405797	Inner Cap - Left	9300
SMV405865	Handrail Entry Contact Left	9300

7

Replacement for Schindler handrails



- a = 3 1/4" (82mm)
- b = 2 3/16" (60mm, ±2)
- c = 3/8" (10mm)
- d = 1 3/16" (34mm, ±1)
- e = 1 5/32" (12mm)
- f = 7/16" (12mm, ±1)
- g = 1 3/32" (33mm, ±2)
- r¹ = 1/4" (6mm)
- r² = 1/4" (6mm)

Part Number	Description
SHE-900	Schindler, Steel Cord, Low Profile
SHE-991	Schindler, Steel Cord



Schindler Handrail and Related Items



Part Number	Description	Schindler Model
SVV265451	Handrail Entry Contact Left Hand	9700
SEV247386	Handrail Entry Contact Right	SCV
SMV405866	Handrail Entry Contact Right	9300
SVV265460	Handrail Entry Contact Right Hand	9700
SMH405109	Handrail Guide (Order in Multiples of 6.4m)	9500
SWH770172	Handrail Guide Lower	
SCV388802	Handrail Guide Track (Per Ft)(Std 21')	
SWH770173	Handrail Guide Upper	
SCH807184	Handrail Guide Bend Bottom 30	SWU
SCH807183	Handrail Guide Bend Bottom 30	SWU
SCH807181	Handrail Guide Bend Top 30	SWU
SCH807182	Handrail Guide Bend Top 30	SWU
SMH244009	Lifting Rod	9300
SMH244011	Pulley Complete	9300
TD282	Handrail Removal Tool	

Schindler Handrail and Related Items



Part Number	Description	Schindler Model
SMH405291	Newel Rollers	9300
SEH498347-C	Newell End Roller Chain	SWE, SWU
SMH244210	Parts for Handrail Tension K	
SMH244211	Parts for Handrail Tension M/L/V	
SMV405869	Release Lever	9300
SMH405045	Roller Complete for Handrail Guide	9300
SWH770886	Handrail Roller Cluster Assembly	
SDH241990	Roller Holder	SHE
SDH241991	Roller Holder	SHE
SDH891920	Roller Holder Left Hand	SWE, SWU
SDH891919	Roller Holder Right Hand	SWE, SWU
SCH409199	Roller with Shaft Esc.	SDG, SDS
SDH315852	Slotted Spring Type Straight Pin	EWE, EWG
SCH893209	Spacer Sleeve	9500
SR360805	Sprocket Split D-30T	SWE, SWU, SWT, EWE, EWG
SCV806744	Support Bolt	9300

Schindler Lubrication Systems



Part Number	Description	Schindler Model
CLQ1872G01	Oiler Kit Assembly, Main Drive Chain	SWU, SDS
CLQ3706	Lubrication Brush Complete	9300, 9700
NAA297141	Automatic Lubrication Oil Applicator Brush Dia1 0x35	SWE
NKA462967	Brush for SKF Lubricator Canister	9300, 9700
NKA462970	Canister for SKF Lubricator	9300, 9700
SCS894174	Oil Supply Complete	SWE, SWU, SWT, SDS, EWE, RSE, RSH
SMS312445	Lubricating Unit Handrail Drive Chain 9300-10	9300, 9700
SMS312447	Lubricating Unit Step Chain Left Hand	9300, 9700
SMS312448	Lubricating Unit Step Chain Right Hand	9300, 9700
SMS312453	Oil Container	9300, 9700
SMS312454	Oil Container	9300, 9700
SMS312460	Hose Fitting	9300, 9700
SMS312462	Lubrication Brush	9300, 9700
NAA462364	Dosing Elem. 4/M10x1x60,5 10mm 3-ST ZN	9700
NAA297239	Dosing Elem. 4/M10X1X60,5 10mm 3-ST ZN	

Miscellaneous Parts Hardware



Part Number	Description	Schindler Model
CLQ3290	M4 X 12mm Tamper Proof Screw (Order in Multiples of 100)	
CLQ3508	9300 Turnaround Spring Rods - Retrofit	9300
CLQ3599	Adhesive Tape .045" x 1.5" x 36yd Both Sides	
CLQ3599R	Adhesive Tape .045" x 1.5" x 36yd (1Roll)	
CLQ0424H	Key Label USA & Canada ADA Top & Bottom, 9300	9300
SMR898626	Adjusting Screw, M10x35 Din933-8.8 Zn7	
NAA248860	Nilos Ring 6204 Zav	9700
NAA291351	Grooved Ball Bearing 6208-2rs	9700
NAA462519	Key A2x2x10 DIN6885	
NEA462605	Cable 1 Pol. + Copper Braiding	
NEA462670	Cable 16/7, Type Sow, 600v,90 Deg. C	
NEA462676	Cable Cl2r 7xawg16 Numbered	
NEA888055	Cable Gland M20x1.5 Metric	
NEA888056	Cable Gland M25x1.5	
NAA248794	Chandelier Chain 22	9300
SMS313698	Console	
SMR405497	Guide Block, Escalator	
NAA297224	Hose 6x1,2 Pa Transparency	9700
SWV770131	Open Eye Bolt	

Miscellaneous Parts Hardware



Part Number	Description	Schindler Model
NAA248864	O-Ring 18,64x3,53	
DIN 47104	Retaining Ring 10x1,0 DIN471	
NAN605061	Seal Shaft 60x75x10 Bsl Fuer	
SWV770609	Wire Retainer	
SWT770050	Bushing	
SWT770054	Bushing 16x18x25 Du	
SWV465934	Distance Piece	9300
SWL240262	Drip Pan / Chain Guard SW	
SWL807126	Drip Tray	
NAA297234	Gasket Din7603-A10x13,5 Cu	9700
SMR244184	Pin	
SWD770090	Plug Screw	
NAA248548	3 L Packing Unit	
SSG897609	AS32 IP54 9000	

Miscellaneous Parts Hardware



Part Number	Description	Schindler Model
NEA462565	Infrared Light Barrier Phs Type:E3s-At66	
SWF770497	Lamp Mounting Angle	
SMV405103	Lighting Profile 6.05m	
SMH405468	Oil Drain Channel Soldered	
NAA464781	Protection Diode Mod (Schrack-Rpmt00a0)	
NAA299929	Prox. Sensor-Balluff #Bes 517-132-M5-H Electrical	9700
NMA462583	Radial Piston Pump 3	9700
SMV405634	Reversing Section Complete	
SMV313602	Reversing Stand Left Top	
NAA464487	Round Section Rubber 8	
SWT770052	Rubber Spring	
NAA297216	Sliding A Assembly Paste HATEC 0,8kg	
SMHWK1	Surf Mount, Hardware Kit 1, Surf. Mount Fix	
SLL266894	Tangential Guide, Right Hand or Left Hand	
SWT770438	Tap Plate	
SMH405487	Belt Tension Assembly	
SMH312734	Tension Device Complete	
SWH770894	Tension Rod	
SWS240150	Upthrust Foot	
SWT242130	Inner Ring	

Miscellaneous Electrical Parts




Part Number	Description	Schindler Model
297117	KMSI Key	
315320	Push Button (Reset)	
315358	Dimple Key for KABA (KAB1)	
315380	Keyed Switch Up-Off-Dn MSI key (outdoor)	
CLQ0424H	Keyswitch Halo Labeled - UP/RUN/DOWN	9300
CLQ9703	KM Key Switch	SWU, SDS
CLQ9768	Key for CLQ9703 Kent (MSI)	SWU, SDS
NAA298643	Speed Monitor 60-600 P/M 220V	
NEA462544	Phase Relay PF3 200-600C	9300, SWE
NEA462553	Key Switch Assembly RS3-A4 Engraved B6281-1 Key	9300, SWE
SSI398646	Key for B6281-1(Euro)	
SSI398713	Keyswitch Halo Labeled - Acknowledge/Rest/Clear	9300
SSI897411	Keyed Switch Momentary (KABA202) Key Change	

Covers, Decking, Trim, Plates, Panels, etc.




Part Number	Description	Schindler Model
SFV809639	Cover	9700
SMV50620563	Cover	
SWL807127	Cover Sheet	
SMD244358	Covering Complete	
SMD244359	Covering Complete	
SMV405409	Decking Transition Bottom Bend 30°	
CLQ9012	End Cap Black Kit	
SWD770082	Floor Plate Middle 1000	
SMR244132	Guide Curve Complete	
SMR244133	Guide Curve Complete	
SCV807104	Inner Deck Profile Bot.Bend SWU30-K	SWU
SCV894009	Inner Deck.-Bend Top Right SDS-30-U	SDS
SFV394583	Inner Decking	
SMV244111	Inner Decking (Order In Meters)	
SMV405408	Inner Decking Bend Bottom 35°	
SMV405251	Inner Decking Bottom Curve 30°	
SMV405254	Inner Decking Top Curve 30°	
SVV265535	Inner Face Plate	9700
SVV265536	Inner Face Plate	9700
SWV770096	Lower Glass Panel	

Covers, Decking, Trim, Plates, Panels, etc.



Part Number	Description	Schindler Model
SWV770114	Mounting Plate	
SWV770905	Newel Base Skirt Lower & Upper	
SMV313311	Newel End Support	
SMV405663	Outer Decking (Order In Meters)	
SMV405301	Outer Decking Bend Bottom 30°	
SMV405300	Outer Decking Bend Bottom 35°	
SMV405304	Outer Decking Bend Top 30°	
SMV313248	Outer Decking Bottom Curve 30°	
SVV265539	Outer Front Plate	9700
SVV265540	Outer Front Plate	9700
SMR405495	Plate, Escalator	
SEL467434	Relieving Curve Profile 3000mm	
SML244308	Skirt Panel Bend	
SML244309	Skirt Panel Bend	
SCV315282	Soffit Guard Ceiling Deflector Instal. 30° Right	SDS, SDU, SWE
SCV315277	Soffit Guard Ceiling Deflector Left Hand	SDS, SDU
SCV315276	Soffit Guard Ceiling Deflector Right Hand	SDS, SDU

Covers, Decking, Trim, Plates, Panels, etc.



Part Number	Description	Schindler Model
SCV315283	Soffit Guard Ceiling Deflector - Instal. 30° Left	SDS, SDU, SWE
SCV436268	Soffit Guard Wedging Guard - Crossed, 30° Right	SDS, SDU
SCV436267	Soffit Guard Wedging Guard- Crossed, 30° Left	SDS, SDU
SWV241170	Soffit Guard Wedging Guard, 30° Left	SDS, SDU
SWV241171	Soffit Guard Wedging Guard, 30° Right	SDS, SDU
SMH405631	Support Plate Complete	
SMH405632	Support Plate Complete	
SMD244408	Cover Complete	9500
SMD244409	Cover Complete	9500
SMD244538	Cover Complete	9500
SMD244539	Cover Complete	9500
SMD244152	Rubber Section	9500
SMD244301	Rubber Strips	9500
SMD244604	Set Screw	9500
SMD244240	Adjusting Screw	9500

Westinghouse Escalator Parts

Escalator Parts


Demarcation Inserts	102
Step Treads	103
Step Assemblies, Step Tools and Uni-Step.....	104 – 105
Step Parts.....	106 – 107
Step Parts and Rollers.....	108
Comb Plates, Sections and Parts.....	109 – 111
Step Riser Brackets.....	112
Chains and Axle Assemblies	113
Handrail and Drive Assembly Parts.....	114 – 115
Handrail Guides, Brushes and Parts.....	116
Replacement Westinghouse Handrails.....	117
Step Axles and Related Items	118
Turnarounds.....	119
Miscellaneous Parts.....	120 – 123
Main Drive Unit.....	124 – 125
Sprockets and Sheaves.....	126
Handrail Brush Kit	126

Demarcation Inserts



Part Number	Description	Westinghouse Model
144A541H01	O-Ring 0.242 Id (For Step Demarcation Inserts)	32M, 48M
144A542H03	Screw 10-24 Stap Stainless Hardened (For Demarcation Inserts)	32M, 48M
321C596H03	Demarcation Insert, Cltd riser black 5.992 (End Right-hand) Mod Type B	32M, 48M
321C596H04	Demarcation Insert, Cltd riser black 5.992 (End Left-hand) Mod Type B	32M, 48M
321C596H05	Demarcation Insert, Cltd riser black 5.709 (Center Left-hand) Mod Type B	32M, 48M
321C596H06	Demarcation Insert, Cltd riser black 5.350 (Center Right-hand) Mod Type B	32M, 48M
321C596H11	Demarcation Insert, Cltd riser yellow 5.992 (End Right-hand) Mod Type B	32M, 48M
321C596H12	Demarcation Insert, Cltd riser yellow 5.992 (End Left-hand) Mod Type B	32M, 48M
321C596H13	Demarcation Insert, Cltd riser yellow 5.709 (Center Left-hand) Mod Type B	32M, 48M
321C596H14	Demarcation Insert, Cltd riser yellow 5.350 (Center Right-hand) Mod Type B	32M, 48M

Step Treads



Part Number	Description	Westinghouse Model
321C679G15	Treadboard 32B, Yellow Insert	B
321C679G16	Treadboard 32B, Black Insert	B
323C501G11	Treadboard 48B, Yellow Insert	B
323C501G12	Treadboard 48B, Black Insert	B
T5488H01	Treadboard 48S Step 10.66" L	
U303H04	Treadboard 32L/48L Right-hand	
U303H07	Treadboard 32L/48L Left-hand (11.68w), Black	
U303H08	Treadboard 32L/48L Right-hand (11.68w), Black	
321C679G17	Treadboard 32M/N, Black Insert	32M, 48M
321C679G18	Treadboard 32M/N, Yellow Insert	32M, 48M
321C810G04	Riser Stainless Steel 48M/N	32M, 48M
323C501G01	Treadboard Black Insert 48N Stainless Riser	32N, 48N
323C501G03	Treadboard Yellow Insert 48N Stainless Riser	32N, 48N
323C501G13	Treadboard Black Insert 48M/N/S/PW	32M, 48M
323C501G14	Treadboard Yellow Insert 48M/N/S/PW	32M, 48M
465D355G02	Riser 32L Step, Stainless Steel	S, L

Step Assemblies, Step Tools and Uni-Step



1727C53G17



215B802G07

Part Number	Description	Westinghouse Model
1727C53G01	Step Assembly B1 32", Black	B
1727C53G02	Step Assembly B1 48", Black	B
1727C53G02AY4	Step Assembly B1 48", Black w/ 4 ADA Yellow Stripes	B
1727C53G03	Step B1 Left-hand, Black	B
1727C53G04	Step B1 Right-hand, Black	B
1727C53G05	Step B1 Center, Black	B
1727C53G06	Step Assembly B1 32", Natural, Unpainted	B
1727C53G07	Step Assembly B1 48", Natural, Unpainted	B
1727C53G08	Step B1 Left-hand, Natural	B
1727C53G09	Step B1 Right-hand, Natural	B
1727C53G10	Step B1 Center, natural	B
1727C53G16	Step Assembly 32", Black	Helco
1727C53G17	Step Assembly 48", Black	Helco
1727C53G21	B1 Step 32B Int, Natural, Unpainted	Helco
215B802G07	Riser Riser Cltd 32B	B
5191D42G15	Step Assembly 48B, Black Riser, Yellow Insert	B
5191D42G16	Step Assembly 48B, Black Riser, Black Insert	B
5191D43G02	Step Assembly 32B, Black Riser, Black Insert	B
5191D43G15	Step Assembly 32B, Black Riser, Black Insert	B
5191D43G16	Step Assembly 32B, Black Riser, Black Insert	B
5225D65G03	Step Level Monitor Kit 32B	32B

Step Assemblies, Step Tools and Uni-Step



Part Number	Description	Westinghouse Model
5225D65G04	Step Level Monitor Kit 48B	48B
T6908G05	Step Bracket L Right-hand	
T6908G06	Step Bracket L Left-hand	
534F904G43	Step Assembly 32N Black Riser, Black Insert	N
534F904G47	Step Assembly 32N Black Riser, Yellow Insert	N
627D258G02	Step Assembly 48N Vit riser, Black Insert	32N, 48N
627D258G19	Step Assembly 48N Black Riser, Yellow Insert	32N, 48N
627D258G21	Step Assembly 48N Black Riser, Black Insert	32N, 48N
1319B75H01	Uni-Step Guide Pad	B
7206D04G01	Uni-Step 48" B Step, Black w/ Yellow ADA	B
7206D04G02AY	Uni-Step 32" B Step Mod 3A Complete, Black w/ Yellow ADA	B
7206D04G03AY	Uni-Step 48" B Step Mod 3A Complete, Silver w/ Yellow ADA	B
7206D04G04	Uni-Step 32" B Step Complete, Silver w/ Yellow ADA	B
7206D11G01AY	Uni-Step 48" N Step Mod 3A Complete, black w/ Yellow ADA	N
7206D11G02	Uni-Step 32" N Step Mod 3A Step Complete, Black	N
7206D11G03	Uni-Step 48" N Step Mod 3A Step Complete, Silver	N
7206D11G04	Uni-Step 32" N Step Mod 3A Step Complete, Silver	N

Step Parts



Part Number	Description	Westinghouse Model
691B786H03	Step Cap, Right-hand, B Step (Pin: 144A650H01, Retaining Ring: X6BDS1H01)	B
691B786H04	Step Cap, Left-hand, B Step (Pin: 144A650H01, Retaining Ring: X6BDS1H01)	B
626D439G07	Step Chain and Axle, 32N, 6 Steps	S, PW, L, M, N
626D439G15	Step Chain and Axle, 48N, 6 Steps	S, PW, L, M, N
626D439G16	Step Axle and Chain 48N, 1'-4"	S, PW, L, M, N
325C781H04	Step Axle 32N Split	32N, 48N
325C781H05	Step Axle 48N Split	32N, 48N
864A889H01	Step Bracket Cap L Step	L
K5863H01	Step Axle Bushing L/M/N Stairway	32M, 48M
M5236G02	Step Axle 32L/M Split	32M, 48M
M5608H01	Step Axle 32L Split	32M, 48M

Step Parts




Part Number	Description	Westinghouse Model
144A650H02	Bracket Cap Pin (Retaining Ring: X6BDS1H04)	B
1727C70G03	Step Bracket Cap B1 Left-hand (Plug Nut: X4WS1H03)	B
1727C70G04	Step Bracket Cap B1 Right-hand (Plug Nut: X4WS1H03)	B
X4WS1H03	Self-Clinching Nut (Plug Nut) (Order in Multiples of 10)	B
866A348H01	Collar for Step Bushing B Stairway	100, 220, 250
K5597H01	Step Axle Collar L Stairway	L
216B673G05	Step Axle 48N Split	32N, 48N
569A799H02	Step Shaft	

Step Parts and Rollers



Part Number	Description	Dia	Width		# Bearings (I.D. = 0.6693)	Westinghouse Part #	Westinghouse Model
144A362G01	Roller Assembly Limit Switch		Overall	Face		144A362G01	E
152B011G04	Upthrust Roller Kit, AC2 and Mounting Hardware; Set of 12 Rollers, pins, washers and nuts; 1 3/16" end to end, 3/4" dia at largest point, .375" dia small end, .497" dia large end					152B011G04	
630B843H01	Tire for Chain Comp Wheel 16" I.D.					630B843H01	
K5572H01	Roller Steel (A/AA Vane)	.813"				K5572H01	
W409S	Roller Guide Shoe	3.00"			1	144A277G02	100
WE960	Handrail drive/pressure; SPx ^{80TM} Quiet Poly tire	5.165"	1 3/8"	1 3/8"	No bearing; 3/4" bore with keyway	196C271G01	BB, BT, 100
WE961	Handrail drive/pressure; SPx ^{80TM} Quiet Poly, steel hub	5.312"	1 7/16"	1 5/32"	No bearing; 1 3/4" bore with 6 tapped mtg holes	152B238G02	N, NT, 220/250
WE962	Handrail pressure; SPx ^{80TM} Quiet Poly, steel hub	2.50"	3"	3"	2		N
WE962P1	Axle Stud for WE962 Roller	.668"					N
WE970	Step Chain Roller, med. Poly tire. (Step Trail application for Model S escalator only)	5.25"	1 3/16"	7/8"	2	217B235H07	L, M, N, NT, S, 100
WE970X	Step and Trail Roller for "pre-war" model. Med. Poly tire; same as WE970 plus circular retaining clip in bore between bearings	5.25"	1 3/16"	7/8"	2	630B199G01	L, M, N, NT, S, 100
WE971	Step Trail Roller, HDx ^{95TM} Heavy Duty Poly	5.25"	1 3/16"	7/8"	1	322C363G01	V, N, NT, NTA
WE972	Step Trail Roller HDx ^{95TM} Heavy Duty Poly	4.00"	7/8"	3/4"	1	216B509G04	N, NT, 32N, 48N
WE973W1	Step Trail; SPx ^{80TM} Quiet Poly	3.00"	1 1/4"	1 3/32"	1	691B785G01, G03	BB, BT
WE973W2	Step Trail; SPx ^{80TM} Quiet Poly	3.00"	1 1/4"	5/8"	1	691B785G05, G07	BB, BT
WE974W1	Step Guide/Step Axle; HDx ^{95TM} poly	3.00"	1 1/4"	1 3/32"	2	691B785G02, G04	BB, BT
WE974W2	Step Guide/Step Axle; HDx ^{95TM} poly	3.00"	1 1/4"	5/8"	2	691B785G06, G08	BB, BT

Step Parts and Rollers




Comb Plates, Sections and Parts




Part Number	Description	Westinghouse Model
626D315H15	Comb Finger Yellow Left-hand 32M/N/B (WE978LY)	32N, 48N
626D315H17	Comb Finger Yellow Left-hand 48M/N/B	32N, 48N
626D315H18	Comb Finger Yellow Right-hand 48M/N/B (WE979RY)	32N, 48N
626D315H05	Comb Finger Aluminum Right-hand 48M/N/B/36S	M
626D315H06	Comb Finger Aluminum Center M/N/NT/B	M
628D184H03	Comb Finger Aluminum Left-hand 48NT	NT
R8911H08	Comb Finger Aluminum Right-hand 24/36/48N S-ESC	48N
626D315H10	Comb Finger Center 32/48B	B
X5BFS1H06	Screw 1/4-20 x 0.50 FHDSH Tempered	B

Comb Plates, Sections and Parts



Part Number	Description	Westinghouse Model
626D315H19	Comb Finger Yellow Center Modular, Type N, Type L	32N, 48N
WE956PL	Type B Step End Plate, Left-hand	M, N, S
WE956PR	Type B step End Plate, Right-hand	M, N, S
WE975L	Comb Plate, 12" Left-hand	
WE975LY	Comb Plate, 12" Left-hand, Yellow	
WE975R	Comb Plate, 12" Right-hand	
WE975RY	Comb Plate, 12" Right-hand, Yellow	
WE976C	Comb Plate, 4" Center	
WE976CY	Comb Plate, 4" Center	
WE976LY	Comb Plate, 4 3/8" Left-hand, Yellow	
WE976RY	Comb Plate, 4" Right-hand, Yellow	
WE977C	Comb Plate, 10" Center	
WE977CY	Comb Plate, 10" Center	
WE977L	Comb Plate, 11" Left-hand	
WE977LY	Comb Plate, 11" Left-hand, Yellow	
WE977R	Comb Plate, 11" Right-hand	
WE977RY	Comb Plate, 11" Right-hand, Yellow	

Comb Plates, Sections and Parts



Part Number	Description	Westinghouse Model
WE978C	Comb Plate, 5 3/4" Center, Modular, Type N, Type L	
WE978L	Comb Plate, 6 1/4" Left-hand, Modular, Type N, Type L	
626D315H16	Comb Plate, 6 1/4" Right-hand, Yellow, Modular, Type N, Type L	32M, N, B
WE979L	Comb Plate, 6 1/4" Left-hand	
WE979R	Comb Plate, 6 1/4" Right-hand	
WE980L	Comb Plate, 5 7/8" Left-hand, Modular, Type N, Type L	
WE980LY	Comb Plate, 5 7/8" Left-hand, Yellow, Modular, Type N, Type L	
WE980RY	Comb Plate, 5 7/8" Right-hand, Yellow, Modular, Type N, Type L	
WE981L	Comb Plate, 5 1/2" Left-hand	
WE981LY	Comb Plate, 5 1/2" Left-hand, Yellow	
WE981R	Comb Plate, 5 1/2" Right-hand	
WE981RY	Comb Plate, 5 1/2" Right-hand, Yellow	
5214D72G14	Comb Plate 48B Stairway	B

Step Riser Brackets



Part Number	Description	Westinghouse Model
196C116G07	Step Riser/Bracket B Right-hand Ext	B
196C116G08	Step Riser/Bracket B Left-hand Ext	B
321C864G04	Step Bracket M Left-hand, Stainless Riser	32M, 48M
321C864G05	Step Bracket M/S Right-hand, Cltd Riser Type N	32M, 48M
321C864G06	Step Bracket M/S Left-hand, Cltd Riser Type N	32M, 48M
322C606G03	Step Bracket Right-hand, Stainless Riser Type N	32N, 48N
322C606G04	Step Bracket Left-hand, Stainless Riser Type N	32N, 48N
322C606G05	Step Bracket Right-hand, Cltd Riser Type N	32N, 48N
322C606G06	Step Bracket Left-hand, Cltd Riser Type N	32N, 48N

Chains and Axle Assemblies




Part Number	Description	Westinghouse Model
103D748H04	Step Chain 8'-0" 3.20p L/M/N	S, PW, L, M, N
103D748H05	Step Chain 1'-4" 3.20P L/M/N (Order in multiples of 2)	S, PW, L, M, N
103D750G01	Step Chain 8'-0" 3.2P L/M/N (Order in multiples of 2)	S, PW, L, M, N
103D750G03	Step Chain 1'-4" 3.20P (Order in multiples of 2)	S, PW, L, M, N
2899C48G02	Step Chain and Shaft 8'-0" 48B (Inside Use)	100, 220, 250
2899C48G07	Step Chain and Shaft 8'-0" 32B (Weatherproof)	100, 220, 250
2899C48G08	Step Chain Assembly (6 Axle 8'-0" 48B)	100, 220, 250
691B783H01	Step Axle Bushing B/B1 Step (Modular)	100, 220, 250
692B963H01	Split Step Axle Bushing Mod200	200
7199D92G04	Step Chain 2-Axle 48" Helco	200
7428C91H40	Step Chain 1-Axle 48" Helco	200
7428C91H42	Step Chain 2-Axle 48" Helco	200
7428C91H44	Step Chain 6-Axle 48" Helco	200
M5302H01	Main Drive Chain Guide Shoe Type L/M/N	L, M, N
2648C02G01	Chain #D80 Main Drive Mod Stairway (Order in multiples of 2)	100
6954C41H06	Chain #40 (WID Operator)	1SS0/2SS0
2633C64H04	Chain #60 x 140 Links (2898C84H02)	100
2898C84H02	Chain #60 x 122 Links	220
2898C84H14	Chain #60 x 210 Links	250
2898C84H15	Chain #60 x 164 Links	200
569A587H02	Chain #60 Connector Link	32N, 48N

Handrail and Drive Assembly Parts




Part Number	Description	Westinghouse Model
691B789H05	Handrail Drive Belt 1400H100WZ (4 roller)	100
691B789H07	Handrail Drive Belt 1700H100 (6 roller)	100
196C269G01	Handrail Drive Belt Pulley Mod 100	100
2633C64G01	4-Roller Belt to Chain Conversion Kit	100
2633C64G02	6-Roller Belt to Chain Conversion Kit	100
325C359G01	Roller and Bracket Assembly Press Rlr (NT Stairway)	NT
866A702H01	Sprocket 13T for #60 Chain	100
866A703G01	Sprocket 15T for #60 Chain	100
866A704G01	Modular 220/250 Handrail Drive Chain Sprocket	220/250

Handrail and Drive Assembly Parts



Part Number	Description	Westinghouse Model
196C272G01	Handrail Drive Take Up Roller 4.25D Mod 100 (Drive Belt Tension Roller)	100
5193D53G03	Bracket Assembly for 196C272G01	100
1297D24G02	Channel Assembly 4-Roll Handrail Drive Mod 100	100
5193D53G04	Channel Assembly 6-Roller Handrail Drive Mod 100	100
5193D59G01	Pressure Roller Assembly (Leaf Spr) Mod 100	100
5199D18G05	Handrail Drive Shaft Assembly 2-Double Row Brg	100
5199D27G01	Pressure Roller Handrail Drive Mod 220/250 (Roller: 691B759G04)	220
5199D28G01	Pressure Roller Handrail Drive Mod 100 (Roller: 691B759G04)	100
691B759G04	Pallet Wheel Press Roller Mod 100	
691B759G02	Pallet Wheel Press Roller Mod 100	100
X10DS1H35	Key 0.188 x 0.375 x 0.94L	100

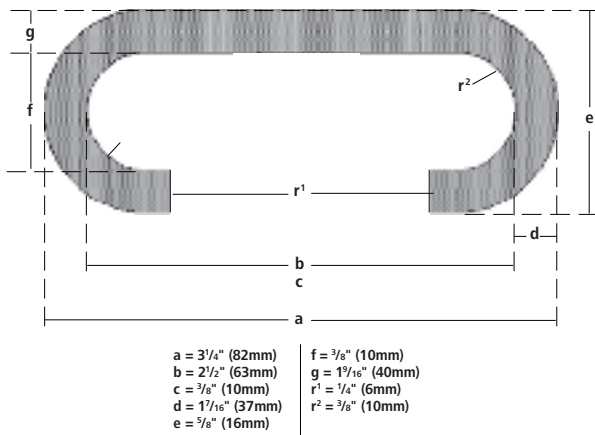
Handrail Guides, Brushes and Parts



Part Number	Description	Westinghouse Model
864A976H01	Handrail Guide Vinyl 1/4" x 2 3/8" x 147", Brown	BT
1724C24G01	Sprocket, Handrail 24T Dual Mod 220	250
5060A88H01	Handrail Guide Nylon 5 ft. (2.375W) Blue	B, BB, BT, N, NTA
5060A88H02	Handrail Guide Nylon 24 ft. (2.375W) Blue	BB
626D142G01	Kit Handrail Brush M/N Stairway (Complete set of 4)	32M, 48M
630B226H05	Handrail Guide Strip (0.093T) (Order in multiples of 100 ft.)	B, BB, BT, N, NTA
7030C04G01	50DE Straight Handrail Assembly 2100, 2500	0.84
7030C04G05	Rear Stair Handrail Assembly 2500, 3000, 3500	2500, 3000, 3500
7030C04G07	Side 1C End Handrail Assembly 3000	3000
7030C04G09	Side 2C End Handrail Assembly 2100, 2500	0.84
7030C04G17	Handrail Side Straight Assembly 4500	4500
T7572H01	Handrail Guide Top Curve 8' L/M ESC	L, M
T7572H02	Handrail Guide Bottom Curve 8' L/M ESC	L, M
T7572H03	Handrail Guide Top Curve N Stairway	N
T7572H04	Handrail Guide Bottom Curve N Stairway	N

Replacement Westinghouse Handrails

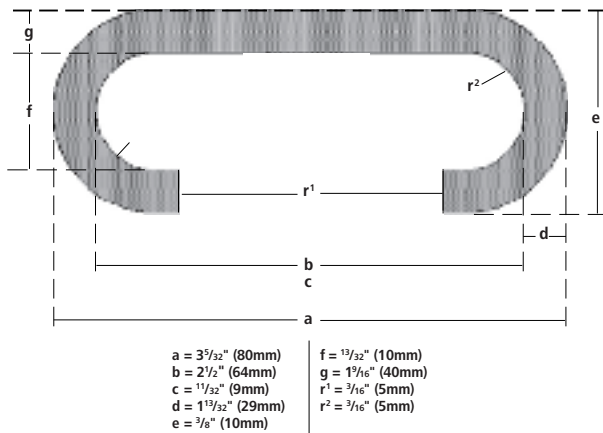
Replacement for Westinghouse Standard Handrails



Part Number	Description
WE992	Westinghouse Standard, Tempered Steel Tape
WE993	Westinghouse Standard, Steel Cord



Replacement for Westinghouse Low-Profile TLS Handrails



Part Number	Description
WE995	Westinghouse Low-Profile TLS, Tempered Steel Tape
WE996	Westinghouse Low-Profile TLS, Steel Cord
WE99FS	Handrail, Field Splice

Important Note: When ordering Thin Line Series, please indicate if escalator is Modular Models 100, 220, or 250. For Model 250, let us know if Modular Enhancement Unit is installed.




Step Axles and Related Items




Part Number	Description	Westinghouse Model
2637C34H14	Chain Oiler Brush Applicator	BB, BT, BT1
2899C48G09	Modular Rack Assembly (1 Axle 1'-4" 32B)	100, 220, 250
2899C48G10	Modular Rack Assembly (1 Axle 1'-4" 48B)	100, 220, 250
5191D44H03	Modular 32" Escalator Rack Axle	100, 220, 250
5191D44H04	Modular 48" Escalator Rack Axle	100, 220, 250
103D627G01	Skirt Safety Switch Kit	N
1320B42H01	Upthrust Clip — N Step Left-hand	
1320B42H02	Upthrust Clip — N Step Right-hand	
196C126H07	Switch Assembly Shoe	BB, BT, BT1
196C266H03	Modular Skirt Switch Plunger Assembly	BB, BT, BT1
324C083G03	Hanger Assembly AC2 RH	B
6999C73G03	Cap Assembly, Left-hand, B — Uni-Step and B Step	
6999C73G04	Cap Assembly, Right-hand, B — Uni-Step and B Step	
SCS409172	Nylon Guide Pad — N Step	

Turnarounds



7428C91H71




694B930H01




864A928H01




864A978H02




5191D51G03



5191D51G04



5191D51G05



5191D51G06

Part Number	Description	Westinghouse Model
7428C91H71	Glass Gripper Mod 200 Stairway 6FT	200
197C553H02	Barrier Between Escalators Narrow 4"	BT
864A978H02	Speed Sensor Ogura Brake Mod 100 (3040A)	BB, BT, BT1
5191D51G03	Modular Turnaround Top, Left-hand	B
5191D51G04	Modular Turnaround Top, Right-hand	B
5191D51G05	Modular Turnaround Bottom, Right-hand	B
5191D51G06	Modular Turnaround Bottom, Left-hand	B
864A928H01	Brake Switch Dpdt Ogura Brake Mod 100	BB, BT, BT1, Mod 100/220
694B930H01	New Button, Skirt Switch B Escalator	100

Miscellaneous Parts




Part Number	Description	Westinghouse Model
694B780H01	Tire for Chain Comp Wheel 16.62 ID	
7263C73G01	Modular Rack Oiler Assembly	BB/BT/BT1
X6ZS6H82	Retaining Ring for Modular Rack Assembly (1 Pc = 2 Rings)	100, 220, 250
196C125G03	Broken Chain SW Left-hand Mod 100 (196C125G04: Right-hand) Chain Drive	100
X6ZAS1H09	Modular Rack Assembly Retaining Ring (Order in multiples of 10)	100
7263C67G02	Oiler Assembly Main/Handrail Drive Chain — Mod Stairway	BB, BT
X5BGS1H06	Screw 1/4-20x0.50 Fhdp Stnl	
X9BS3H59	Modular Skirt Switch Spring Comp 0.063wdx0.594 OD x 10.5 Turns	
2175C78G01	Modular Gear Box Oil Seal Kit	
681A641H01	Modular Skirt Switch Button (Old)	BB/BT/BT1

Miscellaneous Parts



Part Number	Description	Westinghouse Model
2210669-03	Bearing, B/B .6693 ID x 1.5748 OD	BB
X18BS2H50	Ball Bearing 6014-RS	100
X6ZAS1H06	Retaining Ring SH-293ST (WALD 5100-293)	220
197C527G03	Modular Handrail Return Guide Support Assembly, Type B Take-up	
K38H01	Bumper 2.50 D x 2.00I Rubber (Chain Comp)	
K4715H01	Screw 1/4-20 x 1/2 L/M/N Bal	L/M/N
Fixtures		
196C493H04	Buzzer 120VAC H18	Modular Escalator
692B013H04	Spring Torsion Left-hand (Emergency Stop Cover)	Modular Escalator
692B013H05	Spring Torsion Right-hand (Emergency Stop Cover)	Modular Escalator
865A206G02	Cover Emergency Stop SW STNL	Modular Escalator
1760C20G02	Handrail Guard SW Left-hand	BB, BT
321C201G03	Switch for Broken Step Chain SW N-STWY	

Miscellaneous Parts



Part Number	Description	Westinghouse Model
610C008G01	Brake Assembly Small Mod 200 (LENZE14.448.16)	200
M4875G01	Brake Shoe L/M/N Stairway (Order in multiples of 2)	L, M, N
2174C33H02	Overspeed Switch 90 fpm Mod 100 (Underspeed Switch: 2174C33H01)	100
2633C13G01	Controlled Stop Brake, Single Drive	Mod 100
2633C13G02	Controlled Stop Brake, Double Drive	Mod 100
7428C77G04	Flywheel Assembly for 7.5 Hp Motor	Mod 100
7428C77G05	Flywheel Assembly for 5 Hp Motor Control Stop Brake	Mod 100
7428C77G06	Modular Brake Flywheel Control Stop Brake	Mod 100
7428C77G07	Flywheel Assembly for 7.5 Hp Motor	Mod 100
7428C77G08	Flywheel Assembly for 5 Hp Motor	Mod 100
7428C77G09	Flywheel Assembly for 10 Hp Motor	Mod 100

Miscellaneous Parts



Part Number	Description	Westinghouse Model
2898C60H03	Spacer F01	250
2898C94H05	Pulse Wheel Mod 220/250 Warner Brake (Use w/ Pin Brake)	0.88
X30AS2H47	Seal NOS 470774 for Mod 220	220
865A183G01	DC Brake and Sensor Assembly for BB, BT and BT1	BB, BT, BT1
1722C01H01	Speed Sensor Mod 220/250 (PROX SW) (Connector: 865A183G01)	220
1726C09H01	Stub Shaft (Handrail Drive Sprocket Mod 100)	100
2898C62H01	Sprocket 44T for D80 Chain	220
7029C48G01	Handrail Drive Conversion Kit Mod 100	100

Main Drive Unit (Modular)



Part Number	Description	Westinghouse Model
2898C51G02	Broken Chain SW Left-hand Mod 220	220, 250
2898C51G03	Broken Chain SW Right-hand Mod 220	220
5191D53G01	Pulley 84T Handrail Drive Mod 100 (Belt Pulley)	100
5191D56G01	Reducer Mod 100	100
5191D57H01	Sprocket 45T for D80 Chain (Mod 100 Drive)	100
5206D68H01	Brake 48B/32B Hi-Rise Ogura	100
5206D68H02	Brake 32B Rise < 20' Ogura	100
5211D92H07	V-Belt 3VX530 F10 Mod 100 Main Drive Belt	100
5211D92H08	V-Belt 3VX500 F10 Mod 220/250 Main Drive Belt	220/250
5212D75G02	Shaft and Sprocket Assembly 32B Mod 100	100
627D787G10	Top Sprocket and Shaft Assembly NT ESC	N, NT
691B734G01	Sprocket 45T (Mod 100 Idler)	100
691B738H01	Left Flange Bearing Fixed Drive Shaft Mod 100	100
691B738H02	Right Flange Bearing Floating Drive Shaft Mod 100	100
M4311G01	Sprocket 24T for #80 Chain (#434 DMD)	

Main Drive Unit



Part Number	Description	Westinghouse Model
7428C71H01	Stub Shaft Modular Drive 220/250	250, 220
322C736H01	Sprocket 86T Handrail Drive Chain N Stairway	N
576B220G01	Kit Roller Replacement Bottom Sprocket L — Stairway	L
576B821H01	Sprocket 25T for #60 Chain — NT/NTA Idler	NT, NTA
X37AS1H04	Sprocket 12T for #82 Chain	
X37CS1H02	Sprocket 35T for #41 Chain (#65 Diamond)	
X37CS1H03	Sprocket 45T for #41 Chain	
X37DS1H01	Sprocket 12T for #82 Chain B22	
X37DS1H06	Sprocket 13T for #82 Chain B22	

Spockets and Sheaves



Part Number	Description	Westinghouse Model
2898C70G01	Type N Handrail Drive Chain Sprocket	220
2898C70G02	Mod 220/250 Handrail Drive Chain Tension Sprocket	250
693B440H01	Drive Sheave	
X37CS1H04	Sprocket 18T for #41 Chain (#65 Diamond)	
X18RS1H01	Rollers and Assemblies 22215-W33-SS	220
145A694H02	Sprocket 18T for #50 Chain	DM, DMA

Handrail Brush Kit

8

Part Number: 626D142G01

Description: One kit sweeps handrail clean for as long as the escalator is running. Helps reduce maintenance and extends the life of the handrail. Protects hands from injury and keeps foreign objects clear of internal mechanism. Sold in sets of four.



626D142G01

Handrail Brush Kit helps protect riders and helps keep handrails running and looking like new

Part Number Indexes

On the following pages, you will find a comprehensive Part Number Index of all the replacement escalator parts in this catalog. The number displayed is the Adams part number used for ordering the item. Because of improvements made to Adam's system over the years — to make it easier for you — the part number shown in most cases is the original manufacturer's part number. By following the catalog page number reference printed along side the part number; you should find the part you are looking for.

We also provide a Manufacturer Cross Reference Index, immediately following this index. Organized by manufacturer, you can locate the Adams part number and the page number where you can find it.

However if you don't find the part, please do not hesitate to call Adams directly. We add parts to our inventory every day, and chances are we can ship you the part you need! Call Adams toll-free at 800-929-9247.

Part Number Indexes

Part Number Index.....	128 – 135
Manufacturer Cross Reference Index	136 – 143
Notes.....	144

Part Number Index

<u>Part No.</u>	<u>Catalog Page No.</u>	<u>Part No.</u>	<u>Catalog Page No.</u>	<u>Part No.</u>	<u>Catalog Page No.</u>
29102.....	48	85403.....	36	93568.....	37
29103.....	48	85405.....	36	93584.....	38
29104.....	48	90917.....	32	93602.....	40
29105.....	48	90936.....	32	93639.....	40
32120.....	48	91151.....	40	93640.....	38
32926.....	54	91177.....	40	93641.....	40
34933.....	52	91238.....	40	93647.....	40
42861.....	53	91252.....	40	93669.....	38
59011.....	53	91277.....	39	93797.....	38
59433.....	48	91298.....	40	93799.....	38
59434.....	48	91326.....	40	93801.....	40
59564.....	53	91327.....	40	93862.....	40
60031.....	53	91508.....	40	97445.....	34
60427.....	48	91509.....	40	97631.....	35
60440.....	54	91657.....	40	97846.....	38
60682.....	42	91660.....	40	297117.....	97
60813.....	32	91751.....	33	298889.....	69
60815.....	32	91752.....	40	299135.....	69
60823.....	52	91753.....	40	299929.....	70
63007.....	32	91776.....	33	315320.....	97
63008.....	32	91850.....	38	315358.....	97
63018.....	42	93031.....	32	315380.....	97
63024.....	33	93032.....	32	317136.....	69
63197.....	32	93033.....	39	337202.....	71
63201.....	32	93040.....	32	337203.....	71
63242.....	32	93041.....	32	337204.....	71
64097.....	32	93042.....	40	337205.....	71
64100.....	32	93153.....	40	340310.....	78
64157.....	36	93278.....	40	741310.....	81
67884.....	53	93360.....	40	741320.....	81
71100.....	33	93380.....	40	741329.....	81
73841.....	33	93382.....	36	741330.....	81
73842.....	33	93389.....	42	741334.....	81
73847.....	32	93437.....	35	741335.....	81
73848.....	32	93468.....	40	741490.....	81
74088.....	33	93469.....	40	741492.....	81
74591.....	33	93470.....	38	103D627G01.....	118
80319.....	38	93474.....	39	103D748H04.....	113
80815.....	42	93475.....	36	103D748H05.....	113
80821.....	42	93483.....	34	103D750G01.....	113
80851.....	42	93495.....	36	103D750G03.....	113
80852.....	42	93496.....	39	1297D24G02.....	115
81329.....	36	93499.....	39	1319B75H01.....	105
83085.....	42	93501.....	33	1320B42H01.....	118
83086.....	42	93503.....	40	1320B42H02.....	118
83386.....	35	93515.....	40	144A362G01.....	108
84199.....	39	93551.....	40	144A541H01.....	102
84289.....	36	93552.....	40	144A542H03.....	102
84299.....	38	93567.....	37	144A650H02.....	107

Part Number Index

<u>Part No.</u>	<u>Catalog Page No.</u>	<u>Part No.</u>	<u>Catalog Page No.</u>	<u>Part No.</u>	<u>Catalog Page No.</u>
145A694H02	126	2898C84H14	113	3-40050-17	35
152B011G04	108	2898C84H15	113	3-40050-19	36
1722C01H01	123	2898C94H05	123	3-40050-21	36
1724C24G01	116	2899C48G02	113	3-40050-22	36
1726C09H01	123	2899C48G07	113	3-40050-24	36
1727C53G01	104	2899C48G08	113	3-40050-27	35
1727C53G02	104	2899C48G09	118	3-40050-28	35
1727C53G02AY4	104	2899C48G10	118	3-40050-29	35
1727C53G03	104	290BR2	57	3-40050-31	37
1727C53G04	104	29325-00A	54	3-40050-32	36
1727C53G05	104	321C201G03	121	3-40050-33	36
1727C53G06	104	321C596H03	102	3-40050-34	35
1727C53G07	104	321C596H04	102	3-40050-35	35
1727C53G08	104	321C596H05	102	3-40050-39	35
1727C53G09	104	321C596H06	102	3-40050-40	35
1727C53G10	104	321C596H11	102	3-40050-41	35
1727C53G16	104	321C596H12	102	3-40050-48	37
1727C53G17	104	321C596H13	102	3-40050-49	37
1727C53G21	104	321C596H14	102	3-40050-56	37
1727C70G03	107	321C679G15	103	3-40050-57	37
1727C70G04	107	321C679G16	103	3-40050-58	37
1760C20G02	121	321C679G17	103	3-40050-59	37
196C116G07	112	321C679G18	103	3-40053-74	37
196C116G08	112	321C810G04	103	3-40053-75	37
196C125G03	120	321C864G04	112	3-40053-78	35
196C126H07	118	321C864G05	112	3-40053-79	35
196C266H03	118	321C864G06	112	3-40053-93	37
196C269G01	114	322C363G01	108	3-40079-51	38
196C272G01	115	322C606G03	112	3-40092-41	36
196C493H04	121	322C606G04	112	3-40092-42	36
197C527G03	121	322C606G05	112	3-40116-12	38
197C553H02	119	322C606G06	112	3-40230-52	35
215B802G07	104	322C736H01	125	3-40230-53	35
216B673G05	107	323C501G01	103	3-40245-63	38
2174C33H02	122	323C501G03	103	3-40284-26	38
2175C78G01	120	323C501G11	103	3-40295-89	33
2210669-01	36	323C501G12	103	3-40297-69	36
2210669-03	121	323C501G13	103	3-40297-71	33
2633C13G01	122	323C501G14	103	465D355G02	103
2633C13G02	122	324C083G03	118	5060A88H01	116
2633C64G01	114	325C359G01	114	5060A88H02	116
2633C64G02	114	325C781H04	106	5191D42G15	104
2633C64H04	113	325C781H05	106	5191D42G16	104
2637C34H14	118	3-40031-88	39	5191D43G02	104
2648C02G01	113	3-40032-19	39	5191D43G15	104
2838C22H09	77	3-40041-50	39	5191D43G16	104
2898C51G02	124	3-40041-51	36	5191D44H03	118
2898C51G03	124	3-40050-01	37	5191D44H04	118
2898C60H03	123	3-40050-04	37	5191D51G03	119
2898C62H01	123	3-40050-07	36	5191D51G04	119
2898C70G01	126	3-40050-09	36	5191D51G05	119
2898C70G02	126	3-40050-10	37	5191D51G06	119
2898C84H02	113	3-40050-15	37	5191D53G01	124

Part Number Index

<u>Part No.</u>	<u>Catalog Page No.</u>	<u>Part No.</u>	<u>Catalog Page No.</u>	<u>Part No.</u>	<u>Catalog Page No.</u>
5191D56G01	124	68508-005	51	7206D11G04	105
5191D57H01	124	68509-005	51	7263C67G02	120
5193D53G03	115	69006-002	52	7263C73G01	120
5193D53G04	115	69043-001	52	7285C64H28	38
5193D59G01	115	69070-001	52	7428C71H01	125
5199D18G05	115	69181-001	51	7428C77G04	122
5199D27G01	115	69181-002	51	7428C77G05	122
5199D28G01	115	69182-001	51	7428C77G06	122
5206D68H01	124	69182-002	51	7428C77G07	122
5206D68H02	124	69183-001	51	7428C77G08	122
5211D92H07	124	69183-002	51	7428C77G09	122
5211D92H08	124	691B734G01	124	7428C91H40	113
5212D75G02	124	691B738H01	124	7428C91H42	113
5214D72G14	111	691B738H02	124	7428C91H44	113
5225D65G03	104	691B759G02	115	7428C91H71	119
5225D65G04	105	691B759G04	115	864A889H01	106
534F904G43	105	691B783H01	113	864A928H01	119
534F904G47	105	691B786H03	106	864A976H01	116
569A587H02	113	691B786H04	106	864A978H02	119
569A799H02	107	691B789H05	114	865A183G01	123
576B220G01	125	691B789H07	114	865A206G02	121
576B821H01	125	692B013H04	121	866A348H01	107
60263-010	54	692B013H05	121	866A702H01	114
60957-003	48	692B963H01	113	866A703G01	114
60958-003	48	693B440H01	126	866A704G01	114
610C008G01	122	69461-001	49	93884-001	49
626D142G01	116, 126	69462-001	49	93885-001	53
626D315H05	109	69463-001	49	A203	12
626D315H06	109	69463-102	49	A205	12
626D315H10	109	69464-001	49	A556A	19
626D315H15	109	69465-001	49	A556B	19
626D315H16	111	69465-102	49	A558A	19
626D315H17	109	694B780H01	120	A558B	19
626D315H18	109	694B930H01	119	A558C	19, 77
626D315H19	110	6954C41H06	113	A558D	19
626D439G07	106	69971-001	51	AE050	19
626D439G15	106	69972-005	51	AE100	19
626D439G16	106	6999C73G03	118	AE150S	19
627D258G02	105	6999C73G04	118	AE999	27
627D258G19	105	7029C48G01	123	AEK001B	20
627D258G21	105	7030C04G01	116	AEK001BP	20
627D787G10	124	7030C04G05	116	AEK001T	20
628D184H03	109	7030C04G07	116	AEK001TP	20
630B199G01	108	7030C04G09	116	AEK002B	20
630B226H05	116	7030C04G17	116	AEK002BP	20
630B843H01	108	7199D92G04	113	AEK002T	20
655B013H04	45	7206D04G01	105	AEK002TP	20
655B013H05	45	7206D04G02AY	105	ASG100	22
68021-002	53	7206D04G03AY	105	ASG100-CS	22
681A641H01	120	7206D04G04	105	ASG100PH	22
68506-005	51	7206D11G01AY	105	ASG136	22
68506-005	51	7206D11G02	105	ASG142B	21
68507-005	51	7206D11G03	105	ASG142C1	21

Part Number Index

<u>Part No.</u>	<u>Catalog Page No.</u>	<u>Part No.</u>	<u>Catalog Page No.</u>	<u>Part No.</u>	<u>Catalog Page No.</u>
ASG142D1.....	21	JE980CY.....	41	NAA298588.....	84
ATL100.....	20	JE980L.....	41	NAA298643.....	97
ATL150.....	20	JE980LY.....	41	NAA298650.....	69
CLQ0424H.....	94	JE980R.....	41	NAA298872.....	84
CLQ0484.....	71	JE980RY.....	41	NAA298929.....	69
CLQ1872G01.....	93	JE981L.....	41	NAA299197.....	84
CLQ2020.....	77	JE981LY.....	41	NAA299216.....	69
CLQ3290.....	94	JE981R.....	41	NAA299241.....	69
CLQ3508.....	94	JE981RY.....	41	NAA299254.....	67
CLQ3599.....	94	JE991.....	28, 35	NAA299303.....	78
CLQ3599R.....	94	K38H01.....	121	NAA299475.....	69
CLQ3603.....	69	K4715H01.....	121	NAA299476.....	69
CLQ3706.....	93	K5572H01.....	108	NAA299477.....	69
CLQ3713.....	76	K5597H01.....	107	NAA299497.....	69
CLQ3765.....	77	K5863H01.....	106	NAA299929.....	96
CLQ3834.....	84	M4311G01.....	124	NAA336226.....	86
CLQ3835.....	84	M4875G01.....	122	NAA462364.....	93
CLQ8006.....	71	M5236G02.....	106	NAA462380.....	70
CLQ9012.....	98	M5302H01.....	113	NAA462404.....	71
CLQ9306.....	77	M5608H01.....	106	NAA462424.....	69
CLQ9307.....	77	ME970.....	52	NAA462437.....	70
CLQ9703.....	97	ME971.....	52	NAA462438.....	70
CLQ9768.....	97	ME972.....	52	NAA462519.....	94
CLQ9828.....	71	ME980.....	51	NAA462525.....	84
CLQ9829.....	69	ME980S.....	51	NAA464487.....	96
DEE1718890.....	51	ME980Y.....	51	NAA464759.....	76
DEE1718891.....	51	ME990.....	28, 54	NAA464778.....	69
DIN016.....	75	ME993.....	28, 54	NAA464781.....	96
DIN47104.....	95	ME995.....	28, 54	NAA544206.....	78
DIN798403.....	75	NAA248548.....	95	NAN464946.....	81
ECXC4799.....	36	NAA248793.....	81	NAN464956.....	81
GAA26140A7.....	56	NAA248794.....	94	NAN464957.....	81
GAA453BM1.....	59	NAA248860.....	94	NAN605061.....	95
GOA2215AB32.....	61	NAA248864.....	95	NEA299019.....	70
GOA2215AB37.....	61	NAA291351.....	94	NEA299282.....	69
GOB260AF2.....	61	NAA296514.....	81	NEA432103.....	70
HA-1067-P5.....	71	NAA297141.....	93	NEA462544.....	97
HA-1100-H7.....	42	NAA297216.....	96	NEA462553.....	97
HA-1144-X5.....	52	NAA297224.....	94	NEA462565.....	96
HE992.....	27, 44	NAA297234.....	95	NEA462570.....	78
HT201723-2.....	44	NAA297239.....	93	NEA462597.....	70
HT-990-A.....	45	NAA297247.....	69	NEA462600.....	70
HT-990-E.....	45	NAA297251.....	69	NEA462605.....	94
HT-990-Y.....	45	NAA297278.....	86	NEA462607.....	70
JE970.....	34	NAA297454.....	81	NEA462612.....	75
JE971.....	34	NAA297454.....	81	NEA462621.....	70
JE971Y.....	34	NAA297455.....	80	NEA462624.....	70
JE972.....	34	NAA297456.....	80	NEA462653.....	70
JE975.....	34	NAA297459.....	78	NEA462656A.....	70
JE976.....	33	NAA297912.....	72	NEA462657.....	70
JE980C.....	41	NAA298449.....	81	NEA462670.....	94
JE980C-01.....	41	NAA298465.....	69	NEA462676.....	94
JE980C-01A.....	41	NAA298587.....	84	NEA462945.....	70

Part Number Index

<u>Part No.</u>	<u>Catalog Page No.</u>	<u>Part No.</u>	<u>Catalog Page No.</u>	<u>Part No.</u>	<u>Catalog Page No.</u>
NEA464938	70	OE970Y9Y	59	P-46635Y-RH	51
NEA888055	94	OE971Y1	60	P-46670-RH	51
NEA888056	94	OE971Y10	60	P-46670YP-RH	51
NEA888266	70	OE971Y11	60	P-46671-LH	51
NEA897203	70	OE971Y12	60	P-46671YP-LH	51
NKA424851	86	OE971Y13	60	P-7956	53
NKA462694	82	OE971Y2	60	PO9701DK13	57
NKA462967	93	OE971Y3	60	PO9701DK19	57
NKA462970	93	OE971Y4	60	PO9701DK67	57
NMA462583	96	OE971Y5	60	R8911H08	109
OE930T9	56	OE971Y6	60	SCH241518	87
OE960T4	56	OE971Y7	60	SCH242146	87
OE968A1	58	OE971Y8	60	SCH310676	87
OE968A1Y	58	OE971Y9	60	SCH394007	86
OE968A4	58	OE971Z1	60	SCH394014	86
OE968A4Y	58	OE971Z10	60	SCH394092	89
OE968A5	58	OE971Z11	60	SCH409193	87
OE968A5Y	56	OE971Z12	60	SCH409194	87
OE968A6	58	OE971Z13	60	SCH409195	87
OE968A6Y	58	OE971Z2	60	SCH409199	92
OE968A9	58	OE971Z3	60	SCH409369	87
OE968A9Y	58	OE971Z4	60	SCH409585	86
OE969D1	58	OE971Z5	60	SCH409612	89
OE969D1Y	58	OE971Z6	60	SCH437468	87
OE969D2	58	OE971Z7	60	SCH437469-C	87
OE969D2Y	58	OE971Z8	60	SCH437470	87
OE969D3	58	OE971Z9	60	SCH469318	89
OE969D3Y	58	OE973	57	SCH807181	91
OE969D4	58	OE974	57	SCH807182	91
OE969D5	58	OE976	57	SCH807183	91
OE969D5Y	58	OE976KM	57	SCH807184	91
OE969D6	58	OE977	57	SCH893209	92
OE969D6Y	58	OE979	57	SCH896208	86
OE969D7	58	OE980	57	SCS241456	72
OE970Y1	59	OE993	27, 61	SCS241457	72
OE970Y13	59	OE993S	27, 61	SCS241535	66
OE970Y13Y	59	P-22723	52	SCS242006	67
OE970Y1Y	59	P-26650	52	SCS276009	68
OE970Y2	59	P-26936	52	SCS276011	68
OE970Y2Y	59	P-27110	53	SCS319637	66
OE970Y3	59	P-27233	53	SCS319900	68
OE970Y3Y	59	P-27266	53	SCS319901	68
OE970Y4	59	P-27508	52	SCS319902	68
OE970Y4Y	59	P-27749	52	SCS319903	68
OE970Y5	59	P-2820	53	SCS319904	68
OE970Y5Y	59	P-32713-001	52	SCS319905	68
OE970Y6	59	P34242-001	48	SCS319906	68
OE970Y6Y	59	P-34242-001	48	SCS319973	66
OE970Y7	59	P-34243-001	48	SCS388994	72
OE970Y7Y	59	P-34245-001	48	SCS395989	68
OE970Y8	59	P-34381-001	53	SCS395991	68
OE970Y8Y	59	P-46634-LH	51	SCS395993	68
OE970Y9	59	P-46635-RH	51	SCS409172	67

Part Number Index

<u>Part No.</u>	<u>Catalog Page No.</u>	<u>Part No.</u>	<u>Catalog Page No.</u>	<u>Part No.</u>	<u>Catalog Page No.</u>
SCS409172	118	SDH392124	86	SMD244152	100
SCS409594	67	SDH393696	89	SMD244240	100
SCS409595	67	SDH891919	92	SMD244301	100
SCS409794	67	SDH891920	92	SMD244358	98
SCS409795	67	SDS242073	66	SMD244359	98
SCS468544	64	SDS315221	66	SMD244408	100
SCS468545	64	SDS319932	64	SMD244409	100
SCS468546	64	SDS393001	72	SMD244538	100
SCS468547	64	SDS468604	64	SMD244539	100
SCS468548	64	SDS468605	64	SMD244604	100
SCS468549	64	SDS468609	64	SMH244009	91
SCS807616	64	SDT315529	84	SMH244011	91
SCS807617	64	SDT437144E	78	SMH244210	92
SCS807618	64	SDT438508P	78	SMH244211	92
SCS807620	64	SDT438512	78	SMH312734	96
SCS807621	64	SDT438513MOD	79	SMH313998	89
SCS894174	93	SEE310595	71	SMH318221	88
SCT147771	85	SEH336228	86	SMH405109	91
SCT147828	85	SEH498347-C	92	SMH405291	92
SCT147830	85	SEK498064	82	SMH405467	82
SCT147831	85	SEL467434	99	SMH405468	96
SCT147832	85	SET465036	79	SMH405487	96
SCT147833	85	SET465040	79	SMH405523	88
SCT147834	85	SET465058	79	SMH405621	87
SCT147837	85	SEV247385	90	SMH405622	87
SCT315158	82	SEV247386	91	SMH405623	87
SCT315159	82	SEV498338	76	SMH405631	100
SCT392324	79	SFH466057	83	SMH405632	100
SCT392556	78	SFR319852	67	SMH405680	86
SCT394001	82	SFR390542Y	74	SMH405681	88
SCT394630	80	SFR390543	74	SMH405728	86
SCT394639	78	SFR390543Y	74	SMH405816	86
SCV241096	76	SFR394099	74	SMH898585	89
SCV241331	76	SFR394099Y	74	SMH898596	89
SCV241347	76	SFR394100	74	SMHWK1	96
SCV315276	99	SFR394100Y	74	SMK405149	82
SCV315277	99	SFS241458	81	SMK405151	82
SCV315282	99	SFS390221	66	SMK405162	83
SCV315283	100	SFS390222	66	SMK405169	83
SCV319268	76	SFS394176	81	SMK405173	83
SCV388802	91	SFS468462	66	SMK405793	83
SCV409357	71	SFS468881	66	SMK405926	83
SCV409940	89	SFV394583	98	SML244157	72
SCV436267	100	SFV809541E	90	SMR244132	98
SCV436268	100	SFV809639	98	SMR244133	98
SCV806744	92	SGH409520	87	SMR244184	95
SCV807104	98	SGH439050	86	SMR244308	99
SCV894009	98	SHE900	28, 90	SMR244309	99
SDH241990	92	SHE991	28, 90	SMR313283	74
SDH241991	92	SIE387791	71	SMR313609	74
SDH315301	89	SKE469445	71	SMR318762	74
SDH315482	87	SLL266894	96	SMR318763	74
SDH315852	92	SLS243001	66	SMR318764	74

Part Number Index

<u>Part No.</u>	<u>Catalog Page No.</u>	<u>Part No.</u>	<u>Catalog Page No.</u>	<u>Part No.</u>	<u>Catalog Page No.</u>
SMR405031.....	75	SMS405195.....	73	SMV405894.....	90
SMR405032.....	75	SMS405196.....	73	SMV50620563.....	98
SMR405495.....	99	SMS405199.....	73	SR 360828A0A.....	73
SMR405497.....	94	SMS884884.....	72	SR 360828C0A.....	73
SMR898515.....	74	SMS884884X.....	72	SR360805.....	92
SMR898516.....	74	SMS884886.....	82	SR360835.....	74
SMR898626.....	94	SMT244501.....	84	SRE387603.....	71
SMR898743.....	74	SMT244502.....	84	SRE38764324V.....	71
SMR898744.....	74	SMT244922.....	82	SRE438184.....	71
SMS244071.....	72	SMT244938.....	84	SSA897200.....	78
SMS244074.....	72	SMT244939.....	84	SSB897305.....	85
SMS244077.....	72	SMT312119.....	79	SSB897306.....	85
SMS244107.....	75	SMT313427.....	84	SSB897307.....	85
SMS244108.....	72	SMT313977.....	83	SSB897308.....	85
SMS244109.....	72	SMT898877.....	82	SSB897310.....	85
SMS273428.....	65	SMT898878.....	82	SSB897311.....	85
SMS273428AB.....	65	SMV244111.....	98	SSB897312.....	85
SMS273428AY.....	65	SMV313248.....	99	SSB897337.....	85
SMS273428K.....	65	SMV313311.....	99	SSB897341.....	85
SMS273428KAB.....	65	SMV313602.....	96	SSB897345.....	85
SMS273428KAY.....	65	SMV313971.....	90	SSB897347.....	85
SMS273429.....	65	SMV318535.....	89	SSB897348.....	85
SMS273429AB.....	65	SMV318536.....	89	SSB897350.....	85
SMS312445.....	93	SMV318537.....	89	SSB897351.....	85
SMS312447.....	93	SMV318538.....	89	SSB897352.....	85
SMS312448.....	93	SMV318539.....	90	SSB897396.....	78
SMS312453.....	93	SMV318540.....	90	SSG398013.....	70
SMS312454.....	93	SMV405045.....	92	SSG897609.....	95
SMS312460.....	93	SMV405103.....	96	SSH897444.....	78
SMS312462.....	93	SMV405108.....	76	SSI398646.....	97
SMS313698.....	94	SMV405251.....	98	SSI897410.....	80
SMS405029.....	66	SMV405254.....	98	SSK897206.....	71
SMS405119.....	72	SMV405300.....	99	STK437464.....	83
SMS405123.....	72	SMV405301.....	99	STS437475.....	72
SMS405137.....	64	SMV405304.....	99	SUS496193.....	73
SMS405138.....	65	SMV405408.....	98	SUS497121.....	73
SMS405139.....	65	SMV405409.....	98	SVH399026.....	86
SMS405139AY.....	65	SMV405604.....	76	SVS268240B.....	64
SMS405139AY3.....	65	SMV405607.....	76	SVV265451.....	91
SMS405140.....	65	SMV405634.....	96	SVV265460.....	91
SMS405141.....	65	SMV405663.....	99	SVV265535.....	98
SMS405142.....	64	SMV405794.....	90	SVV265536.....	98
SMS405142B.....	64	SMV405795.....	90	SVV265539.....	99
SMS405143.....	65	SMV405796.....	90	SVV265540.....	99
SMS405144.....	65	SMV405796E.....	90	SWD465208.....	66
SMS405145.....	65	SMV405797.....	90	SWD770082.....	98
SMS405145G.....	65	SMV405865.....	90	SWD770090.....	95
SMS405146.....	65	SMV405866.....	91	SWD770504.....	74
SMS405147.....	65	SMV405869.....	92	SWF770497.....	96
SMS405148.....	65	SMV405870.....	88	SWH247801.....	84
SMS405148B.....	65	SMV405890.....	90	SWH354104.....	86
SMS405148G.....	65	SMV405891.....	90	SWH770172.....	91
SMS405191.....	73	SMV405893.....	90	SWH770173.....	91

Part Number Index

<u>Part No.</u>	<u>Catalog Page No.</u>	<u>Part No.</u>	<u>Catalog Page No.</u>	<u>Part No.</u>	<u>Catalog Page No.</u>
SWH770192	87	SWV770096	98	WE980LY	111
SWH770195	89	SWV770114	99	WE980RY	111
SWH770886	92	SWV770131	94	WE981L	111
SWH770894	96	SWV770609	95	WE981LY	111
SWK770019	83	SWV770905	99	WE981R	111
SWK770020	82	SY590810	70	WE981RY	111
SWK770021	82	SY590811	70	WE992	29, 117
SWK770022	82	T5488H01	103	WE993	29, 117
SWK770511	83	T6908G05	105	WE995	29, 117
SWK770514	84	T6908G06	105	WE996	29, 117
SWK770515	84	T7572H01	116	WE99FS	117
SWK770789	83	T7572H02	116	X10DS1H35	115
SWL240189	71	T7572H03	116	X18BS2H50	121
SWL240262	95	T7572H04	116	X18RS1H01	126
SWL807126	95	TD261	20	X30AS2H47	123
SWL807127	98	TD282	91	X37AS1H04	125
SWS240150	96	U303H04	103	X37CS1H02	125
SWS240186	66	U303H07	103	X37CS1H03	125
SWS240636	66	U303H08	103	X37CS1H04	126
SWS241273	73	W409S	108	X37DS1H01	125
SWS241274	73	WE956PL	110	X37DS1H06	125
SWS247877	72	WE956PR	110	X4WS1H03	107
SWS247878	72	WE960	108	X5BFS1H06	109
SWS336223	75	WE961	108	X5BGS1H06	120
SWS493472	66	WE962	108	X6ZAS1H06	121
SWS498849	67	WE962P1	108	X6ZAS1H09	120
SWS770761	34	WE970	108	X6ZS6H82	120
SWT242009	79	WE971	108	X9BS3H59	120
SWT242130	96	WE972	108		
SWT247851	83	WE973W1	108		
SWT247853	83	WE973W2	108		
SWT247856	88	WE973W3	108		
SWT247862	84	WE974W1	108		
SWT336207	79	WE974W2	108		
SWT354082	79	WE975L	110		
SWT463934	79	WE975LY	110		
SWT463954	79	WE975R	110		
SWT770042	80	WE975RY	110		
SWT770045	80	WE976C	110		
SWT770050	95	WE976CY	110		
SWT770052	96	WE976LY	110		
SWT770054	95	WE976RY	110		
SWT770266	81	WE977C	110		
SWT770404	83	WE977CY	110		
SWT770438	96	WE977L	110		
SWT770851	81	WE977LY	110		
SWT770854	84	WE977R	110		
SWT770864	79	WE977RY	110		
SWT-U811MY3ZGE	61	WE978C	111		
SWV241170	100	WE978L	111		
SWV241171	100	WE979L	111		
SWV465934	95	WE979R	111		
SWV467381	77	WE980L	111		

Manufacturer Cross Reference Index

<u>Part No.</u>	<u>Catalog Page No.</u>	<u>Part No.</u>	<u>Catalog Page No.</u>	<u>Part No.</u>	<u>Catalog Page No.</u>
Adams		80319.....	38	93496.....	39
A203.....	12	80815.....	42	93499.....	39
A205.....	12	80821.....	42	93501.....	33
A556A.....	19	80851.....	42	93503.....	40
A556B.....	19	80852.....	42	93515.....	40
A558A.....	19	81329.....	36	93551.....	40
A558B.....	19	83085.....	42	93552.....	40
A558C.....	19, 77	83086.....	42	93567.....	37
A558D.....	19	83386.....	35	93568.....	37
AE050.....	19	84199.....	39	93584.....	38
AE100.....	19	84289.....	36	93602.....	40
AE150S.....	19	84299.....	38	93639.....	40
AE999.....	27	85403.....	36	93640.....	38
AEK001B.....	20	85405.....	36	93641.....	40
AEK001BP.....	20	90917.....	32	93647.....	40
AEK001T.....	20	90936.....	32	93669.....	38
AEK001TP.....	20	91151.....	40	93797.....	38
AEK002B.....	20	91177.....	40	93799.....	38
AEK002BP.....	20	91238.....	40	93801.....	40
AEK002T.....	20	91252.....	40	93862.....	40
AEK002TP.....	20	91277.....	39	97445.....	34
ASG100.....	22	91298.....	40	97631.....	35
ASG100-CS.....	22	91326.....	40	97846.....	38
ASG100PH.....	22	91327.....	40	2210669-01.....	36
ASG136.....	22	91508.....	40	3-40031-88.....	39
ASG142B.....	21	91509.....	40	3-40032-19.....	39
ASG142C1.....	21	91657.....	40	3-40041-50.....	39
ASG142D1.....	21	91660.....	40	3-40041-51.....	36
ATL100.....	20	91751.....	33	3-40050-01.....	37
ATL150.....	20	91752.....	40	3-40050-04.....	37
TD261.....	20	91753.....	40	3-40050-07.....	36
		91776.....	33	3-40050-09.....	36
		91850.....	38	3-40050-10.....	37
Haughton		93031.....	32	3-40050-15.....	37
60682.....	42	93032.....	32	3-40050-17.....	35
60813.....	32	93033.....	39	3-40050-19.....	36
60815.....	32	93040.....	32	3-40050-21.....	36
63007.....	32	93041.....	32	3-40050-22.....	36
63008.....	32	93042.....	40	3-40050-24.....	36
63018.....	42	93153.....	40	3-40050-27.....	35
63024.....	33	93278.....	40	3-40050-28.....	35
63197.....	32	93360.....	40	3-40050-29.....	35
63201.....	32	93380.....	40	3-40050-31.....	37
63242.....	32	93382.....	36	3-40050-32.....	36
64097.....	32	93389.....	42	3-40050-33.....	36
64100.....	32	93437.....	35	3-40050-34.....	35
64157.....	36	93468.....	40	3-40050-35.....	35
71100.....	33	93469.....	40	3-40050-39.....	35
73841.....	33	93470.....	38	3-40050-40.....	35
73842.....	33	93474.....	39	3-40050-41.....	35
73847.....	32	93475.....	36	3-40050-48.....	37
73848.....	32	93483.....	34	3-40050-49.....	37
74088.....	33	93495.....	36	3-40050-56.....	37
74591.....	33				

Manufacturer Cross Reference Index

<u>Part No.</u>	<u>Catalog Page No.</u>	<u>Part No.</u>	<u>Catalog Page No.</u>	<u>Part No.</u>	<u>Catalog Page No.</u>
3-40050-57	37	Kone/Montgomery		ME972	52
3-40050-58	37	29102	48	ME980	51
3-40050-59	37	29103	48	ME980S	51
3-40053-74	37	29104	48	ME980Y	51
3-40053-75	37	29105	48	ME990	28, 54
3-40053-78	35	32120	48	ME993	28, 54
3-40053-79	35	32926	54	ME995	28, 54
3-40053-93	37	34933	52	P-22723	52
3-40079-51	38	42861	53	P-26650	52
3-40092-41	36	59011	53	P-26936	52
3-40092-42	36	59433	48	P-27110	53
3-40116-12	38	59434	48	P-27233	53
3-40230-52	35	59564	53	P-27266	53
3-40230-53	35	60031	53	P-27508	52
3-40245-63	38	60427	48	P-27749	52
3-40284-26	38	60440	54	P-2820	53
3-40295-89	33	60823	52	P-32713-001	52
3-40297-69	36	67884	53	P34242-001	48
3-40297-71	33	29325-00A	54	P-34242-001	48
7285C64H28	38	60263-010	54	P-34243-001	48
ECXC4799	36	60957-003	48	P-34245-001	48
HA-1100-H7	42	60958-003	48	P-34381-001	53
JE970	34	68021-002	53	P-46634-LH	51
JE971	34	68506-005	51	P-46635-RH	51
JE971Y	34	68506-005	51	P-46635Y-RH	51
JE972	34	68507-005	51	P-46670-RH	51
JE975	34	68508-005	51	P-46670YP-RH	51
JE976	33	68509-005	51	P-46671-LH	51
JE980C	41	69006-002	52	P-46671YP-LH	51
JE980C-01	41	69043-001	52	P-7956	53
JE980C-01A	41	69070-001	52		
JE980CY	41	69181-001	51	Otis	
JE980L	41	69181-002	51	290BR2	57
JE980LY	41	69182-001	51	GAA26140A7	56
JE980R	41	69182-002	51	GAA453BM1	59
JE980RY	41	69183-001	51	GOA2215AB32	61
JE981L	41	69183-002	51	GOA2215AB37	61
JE981LY	41	69461-001	49	GOB260AF2	61
JE981R	41	69462-001	49	OE930T9	56
JE981RY	41	69463-001	49	OE960T4	56
JE991	28, 35	69463-102	49	OE968A1	58
		69464-001	49	OE968A1Y	58
Hitachi		69465-001	49	OE968A4	58
HE992	27, 44	69465-102	49	OE968A4Y	58
HT201723-2	44	69971-001	51	OE968A5	58
HT-990-A	45	69972-005	51	OE968A5Y	56
HT-990-E	45	93884-001	49	OE968A6	58
HT-990-Y	45	93885-001	53	OE968A6Y	58
		DEE1718890	51	OE968A9	58
Hyundai		DEE1718891	51	OE968A9Y	58
655B013H04	45	HA-1144-X5	52	OE969D1	58
655B013H05	45	ME970	52	OE969D1Y	58
655B013H06	45	ME971	52	OE969D2	58

Manufacturer Cross Reference Index

<u>Part No.</u>	<u>Catalog Page No.</u>	<u>Part No.</u>	<u>Catalog Page No.</u>	<u>Part No.</u>	<u>Catalog Page No.</u>
OE969D2Y.....	58	OE971Z8.....	60	CLQ8006.....	71
OE969D3.....	58	OE971Z9.....	60	CLQ9012.....	98
OE969D3Y.....	58	OE973.....	57	CLQ9306.....	77
OE969D4.....	58	OE974.....	57	CLQ9307.....	77
OE969D5.....	58	OE976.....	57	CLQ9703.....	97
OE969D5Y.....	58	OE976KM.....	57	CLQ9768.....	97
OE969D6.....	58	OE977.....	57	CLQ9828.....	71
OE969D6Y.....	58	OE979.....	57	CLQ9829.....	69
OE969D7.....	58	OE980.....	57	DIN016.....	75
OE970Y1.....	59	OE993.....	27, 61	DIN47104.....	95
OE970Y13.....	59	OE993S.....	27,61	DIN798403.....	75
OE970Y13Y.....	59	PO9701DK13.....	57	HA-1067-P5.....	71
OE970Y1Y.....	59	PO9701DK19.....	57	NAA248548.....	95
OE970Y2.....	59	PO9701DK67.....	57	NAA248793.....	81
OE970Y2Y.....	59	SWT-U811MY3ZGE.....	61	NAA248794.....	94
OE970Y3.....	59			NAA248860.....	94
OE970Y3Y.....	59	Schindler		NAA248864.....	95
OE970Y4.....	59	297117.....	97	NAA291351.....	94
OE970Y4Y.....	59	298889.....	69	NAA296514.....	81
OE970Y5.....	59	299135.....	69	NAA297141.....	93
OE970Y5Y.....	59	299929.....	70	NAA297216.....	96
OE970Y6.....	59	315320.....	97	NAA297224.....	94
OE970Y6Y.....	59	315358.....	97	NAA297234.....	95
OE970Y7.....	59	315380.....	97	NAA297239.....	93
OE970Y7Y.....	59	317136.....	69	NAA297247.....	69
OE970Y8.....	59	337202.....	71	NAA297251.....	69
OE970Y8Y.....	59	337203.....	71	NAA297278.....	86
OE970Y9.....	59	337204.....	71	NAA297454.....	81
OE970Y9Y.....	59	337205.....	71	NAA297454.....	81
OE971Y1.....	60	340310.....	78	NAA297455.....	80
OE971Y10.....	60	741310.....	81	NAA297456.....	80
OE971Y11.....	60	741320.....	81	NAA297459.....	78
OE971Y12.....	60	741329.....	81	NAA297912.....	72
OE971Y13.....	60	741330.....	81	NAA298449.....	81
OE971Y2.....	60	741334.....	81	NAA298465.....	69
OE971Y3.....	60	741335.....	81	NAA298587.....	84
OE971Y4.....	60	741490.....	81	NAA298588.....	84
OE971Y5.....	60	741492.....	81	NAA298643.....	97
OE971Y6.....	60	2838C22H09.....	77	NAA298650.....	69
OE971Y7.....	60	CLQ0424H.....	94	NAA298872.....	84
OE971Y8.....	60	CLQ0484.....	71	NAA298929.....	69
OE971Y9.....	60	CLQ1872G01.....	93	NAA299197.....	84
OE971Z1.....	60	CLQ2020.....	77	NAA299216.....	69
OE971Z10.....	60	CLQ3290.....	94	NAA299241.....	69
OE971Z11.....	60	CLQ3508.....	94	NAA299254.....	67
OE971Z12.....	60	CLQ3599.....	94	NAA299303.....	78
OE971Z13.....	60	CLQ3599R.....	94	NAA299475.....	69
OE971Z2.....	60	CLQ3603.....	69	NAA299476.....	69
OE971Z3.....	60	CLQ3706.....	93	NAA299477.....	69
OE971Z4.....	60	CLQ3713.....	76	NAA299497.....	69
OE971Z5.....	60	CLQ3765.....	77	NAA299929.....	96
OE971Z6.....	60	CLQ3834.....	84	NAA336226.....	86
OE971Z7.....	60	CLQ3835.....	84	NAA462364.....	93

Manufacturer Cross Reference Index

<u>Part No.</u>	<u>Catalog Page No.</u>	<u>Part No.</u>	<u>Catalog Page No.</u>	<u>Part No.</u>	<u>Catalog Page No.</u>
NAA462380	70	SCH409194	87	SCT147828	85
NAA462404	71	SCH409195	87	SCT147830	85
NAA462424	69	SCH409199	92	SCT147831	85
NAA462437	70	SCH409369	87	SCT147832	85
NAA462438	70	SCH409585	86	SCT147833	85
NAA462519	94	SCH409612	89	SCT147834	85
NAA462525	84	SCH437468	87	SCT147837	85
NAA464487	96	SCH437469-C	87	SCT315158	82
NAA464759	76	SCH437470	87	SCT315159	82
NAA464778	69	SCH469318	89	SCT392324	79
NAA464781	96	SCH807181	91	SCT392556	78
NAA544206	78	SCH807182	91	SCT394001	82
NAN464946	81	SCH807183	91	SCT394630	80
NAN464956	81	SCH807184	91	SCT394639	78
NAN464957	81	SCH893209	92	SCV241096	76
NAN605061	95	SCH896208	86	SCV241331	76
NEA299019	70	SCS241456	72	SCV241347	76
NEA299282	69	SCS241457	72	SCV315276	99
NEA432103	70	SCS241535	66	SCV315277	99
NEA462544	97	SCS242006	67	SCV315282	99
NEA462553	97	SCS276009	68	SCV315283	100
NEA462565	96	SCS276011	68	SCV319268	76
NEA462570	78	SCS319637	66	SCV388802	91
NEA462597	70	SCS319900	68	SCV409357	71
NEA462600	70	SCS319901	68	SCV409940	89
NEA462605	94	SCS319902	68	SCV436267	100
NEA462607	70	SCS319903	68	SCV436268	100
NEA462612	75	SCS319904	68	SCV806744	92
NEA462621	70	SCS319905	68	SCV807104	98
NEA462624	70	SCS319906	68	SCV894009	98
NEA462653	70	SCS319973	66	SDH241990	92
NEA462656A	70	SCS388994	72	SDH241991	92
NEA462657	70	SCS395989	68	SDH315301	89
NEA462670	94	SCS395991	68	SDH315482	87
NEA462676	94	SCS395993	68	SDH315852	92
NEA462945	70	SCS409172	67	SDH392124	86
NEA464938	70	SCS409594	67	SDH393696	89
NEA888055	94	SCS409595	67	SDH891919	92
NEA888056	94	SCS409794	67	SDH891920	92
NEA888266	70	SCS409795	67	SDS242073	66
NEA897203	70	SCS468544	64	SDS315221	66
NKA424851	86	SCS468545	64	SDS319932	64
NKA462694	82	SCS468546	64	SDS393001	72
NKA462967	93	SCS468547	64	SDS468604	64
NKA462970	93	SCS468548	64	SDS468605	64
NMA462583	96	SCS468549	64	SDS468609	64
SCH241518	87	SCS807616	64	SDT315529	84
SCH242146	87	SCS807617	64	SDT437144E	78
SCH310676	87	SCS807618	64	SDT438508P	78
SCH394007	86	SCS807620	64	SDT438512	78
SCH394014	86	SCS807621	64	SDT438513MOD	79
SCH394092	89	SCS894174	93	SEE310595	71
SCH409193	87	SCT147771	85	SEH336228	86

Manufacturer Cross Reference Index

<u>Part No.</u>	<u>Catalog Page No.</u>	<u>Part No.</u>	<u>Catalog Page No.</u>	<u>Part No.</u>	<u>Catalog Page No.</u>
SEH498347-C	92	SMH405291	92	SMS273428K	65
SEK498064	82	SMH405467	82	SMS273428KAB	65
SEL467434	99	SMH405468	96	SMS273428KAY	65
SET465036	79	SMH405487	96	SMS273429	65
SET465040	79	SMH405523	88	SMS273429AB	65
SET465058	79	SMH405621	87	SMS312445	93
SEV247385	90	SMH405622	87	SMS312447	93
SEV247386	91	SMH405623	87	SMS312448	93
SEV498338	76	SMH405631	100	SMS312453	93
SFH466057	83	SMH405632	100	SMS312454	93
SFR319852	67	SMH405680	86	SMS312460	93
SFR390542Y	74	SMH405681	88	SMS312462	93
SFR390543	74	SMH405728	86	SMS313698	94
SFR390543Y	74	SMH405816	86	SMS405029	66
SFR394099	74	SMH898585	89	SMS405119	72
SFR394099Y	74	SMH898596	89	SMS405123	72
SFR394100	74	SMHWK1	96	SMS405137	64
SFR394100Y	74	SMK405149	82	SMS405138	65
SFS241458	81	SMK405151	82	SMS405139	65
SFS390221	66	SMK405162	83	SMS405139AY	65
SFS390222	66	SMK405169	83	SMS405139AY3	65
SFS394176	81	SMK405173	83	SMS405140	65
SFS468462	66	SMK405793	83	SMS405141	65
SFS468881	66	SMK405926	83	SMS405142	64
SFV394583	98	SML244157	72	SMS405142B	64
SFV809541E	90	SMR244132	98	SMS405143	65
SFV809639	98	SMR244133	98	SMS405144	65
SGH409520	87	SMR244184	95	SMS405145	65
SGH439050	86	SMR244308	99	SMS405145G	65
SHE900	28, 90	SMR244309	99	SMS405146	65
SHE991	28, 90	SMR313283	74	SMS405147	65
SIE387791	71	SMR313609	74	SMS405148	65
SKE469445	71	SMR318762	74	SMS405148B	65
SLL266894	96	SMR318763	74	SMS405148G	65
SLS243001	66	SMR318764	74	SMS405191	73
SMD244152	100	SMR405031	75	SMS405195	73
SMD244240	100	SMR405032	75	SMS405196	73
SMD244301	100	SMR405495	99	SMS405199	73
SMD244358	98	SMR405497	94	SMS884884	72
SMD244359	98	SMR898515	74	SMS884884X	72
SMD244408	100	SMR898516	74	SMS884886	82
SMD244409	100	SMR898626	94	SMT244501	84
SMD244538	100	SMR898743	74	SMT244502	84
SMD244539	100	SMR898744	74	SMT244922	82
SMD244604	100	SMS244071	72	SMT244938	84
SMH244009	91	SMS244074	72	SMT244939	84
SMH244011	91	SMS244077	72	SMT312119	79
SMH244210	92	SMS244107	75	SMT313427	84
SMH244211	92	SMS244108	72	SMT313977	83
SMH312734	96	SMS244109	72	SMT898877	82
SMH313998	89	SMS273428	65	SMT898878	82
SMH318221	88	SMS273428AB	65	SMV244111	98
SMH405109	91	SMS273428AY	65	SMV313248	99

Manufacturer Cross Reference Index

<u>Part No.</u>	<u>Catalog Page No.</u>	<u>Part No.</u>	<u>Catalog Page No.</u>	<u>Part No.</u>	<u>Catalog Page No.</u>
SMV313311	99	SSB897341	85	SWS240636	66
SMV313602	96	SSB897345	85	SWS241273	73
SMV313971	90	SSB897347	85	SWS241274	73
SMV318535	89	SSB897348	85	SWS247877	72
SMV318536	89	SSB897350	85	SWS247878	72
SMV318537	89	SSB897351	85	SWS336223	75
SMV318538	89	SSB897352	85	SWS493472	66
SMV318539	90	SSB897396	78	SWS498849	67
SMV318540	90	SSG398013	70	SWS770761	34
SMV405045	92	SSG897609	95	SWT242009	79
SMV405103	96	SSH897444	78	SWT242130	96
SMV405108	76	SSI398646	97	SWT247851	83
SMV405251	98	SSI897410	80	SWT247853	83
SMV405254	98	SSK897206	71	SWT247856	88
SMV405300	99	STK437464	83	SWT247862	84
SMV405301	99	STS437475	72	SWT336207	79
SMV405304	99	SUS496193	73	SWT354082	79
SMV405408	98	SUS497121	73	SWT463934	79
SMV405409	98	SVH399026	86	SWT463954	79
SMV405604	76	SVS268240B	64	SWT770042	80
SMV405607	76	SVV265451	91	SWT770045	80
SMV405634	96	SVV265460	91	SWT770050	95
SMV405663	99	SVV265535	98	SWT770052	96
SMV405794	90	SVV265536	98	SWT770054	95
SMV405795	90	SVV265539	99	SWT770266	81
SMV405796	90	SVV265540	99	SWT770404	83
SMV405796E	90	SWD465208	66	SWT770438	96
SMV405797	90	SWD770082	98	SWT770851	81
SMV405865	90	SWD770090	95	SWT770854	84
SMV405866	91	SWD770504	74	SWT770864	79
SMV405869	92	SWF770497	96	SWV241170	100
SMV405870	88	SWH247801	84	SWV241171	100
SMV405890	90	SWH354104	86	SWV465934	95
SMV405891	90	SWH770172	91	SWV467381	77
SMV405893	90	SWH770173	91	SWV770096	98
SMV405894	90	SWH770192	87	SWV770114	99
SMV50620563	98	SWH770195	89	SWV770131	94
SR 360828A0A	73	SWH770886	92	SWV770609	95
SR 360828C0A	73	SWH770894	96	SWV770905	99
SR360805	92	SWK770019	83	SY590810	70
SR360835	74	SWK770020	82	SY590811	70
SRE387603	71	SWK770021	82	TD282	91
SRE38764324V	71	SWK770022	82		
SRE438184	71	SWK770511	83		
SSA897200	78	SWK770514	84	Westinghouse	
SSB897305	85	SWK770515	84	103D627G01	118
SSB897306	85	SWK770789	83	103D748H04	113
SSB897307	85	SWL240189	71	103D748H05	113
SSB897308	85	SWL240262	95	103D750G01	113
SSB897310	85	SWL807126	95	103D750G03	113
SSB897311	85	SWL807127	98	1297D24G02	115
SSB897312	85	SWS240150	96	1319B75H01	105
SSB897337	85	SWS240186	66	1320B42H01	118
				1320B42H02	118

Manufacturer Cross Reference Index

<u>Part No.</u>	<u>Catalog Page No.</u>	<u>Part No.</u>	<u>Catalog Page No.</u>	<u>Part No.</u>	<u>Catalog Page No.</u>
144A362G01	108	2898C70G02	126	5191D51G03	119
144A541H01	102	2898C84H02	113	5191D51G04	119
144A542H03	102	2898C84H14	113	5191D51G05	119
144A650H02	107	2898C84H15	113	5191D51G06	119
145A694H02	126	2898C94H05	123	5191D53G01	124
152B011G04	108	2899C48G02	113	5191D56G01	124
1722C01H01	123	2899C48G07	113	5191D57H01	124
1724C24G01	116	2899C48G08	113	5193D53G03	115
1726C09H01	123	2899C48G09	118	5193D53G04	115
1727C53G01	104	2899C48G10	118	5193D59G01	115
1727C53G02	104	321C201G03	121	5199D18G05	115
1727C53G02AY4	104	321C596H03	102	5199D27G01	115
1727C53G03	104	321C596H04	102	5199D28G01	115
1727C53G04	104	321C596H05	102	5206D68H01	124
1727C53G05	104	321C596H06	102	5206D68H02	124
1727C53G06	104	321C596H11	102	5211D92H07	124
1727C53G07	104	321C596H12	102	5211D92H08	124
1727C53G08	104	321C596H13	102	5212D75G02	124
1727C53G09	104	321C596H14	102	5214D72G14	111
1727C53G10	104	321C679G15	103	5225D65G03	104
1727C53G16	104	321C679G16	103	5225D65G04	105
1727C53G17	104	321C679G17	103	534F904G43	105
1727C53G21	104	321C679G18	103	534F904G47	105
1727C70G03	107	321C810G04	103	569A587H02	113
1727C70G04	107	321C864G04	112	569A799H02	107
1760C20G02	121	321C864G05	112	576B220G01	125
196C116G07	112	321C864G06	112	576B821H01	125
196C116G08	112	322C363G01	108	610C008G01	122
196C125G03	120	322C606G03	112	626D142G01	116, 126
196C126H07	118	322C606G04	112	626D315H05	109
196C266H03	118	322C606G05	112	626D315H06	109
196C269G01	114	322C606G06	112	626D315H10	109
196C272G01	115	322C736H01	125	626D315H15	109
196C493H04	121	323C501G01	103	626D315H16	111
197C527G03	121	323C501G03	103	626D315H17	109
197C553H02	119	323C501G11	103	626D315H18	109
215B802G07	104	323C501G12	103	626D315H19	110
216B673G05	107	323C501G13	103	626D439G07	106
2174C33H02	122	323C501G14	103	626D439G15	106
2175C78G01	120	324C083G03	118	626D439G16	106
2210669-03	121	325C359G01	114	627D258G02	105
2633C13G01	122	325C781H04	106	627D258G19	105
2633C13G02	122	325C781H05	106	627D258G21	105
2633C64G01	114	465D355G02	103	627D787G10	124
2633C64G02	114	5060A88H01	116	628D184H03	109
2633C64H04	113	5060A88H02	116	630B199G01	108
2637C34H14	118	5191D42G15	104	630B226H05	116
2648C02G01	113	5191D42G16	104	630B843H01	108
2898C51G02	124	5191D43G02	104	681A641H01	120
2898C51G03	124	5191D43G15	104	691B734G01	124
2898C60H03	123	5191D43G16	104	691B738H01	124
2898C62H01	123	5191D44H03	118	691B738H02	124
2898C70G01	126	5191D44H04	118	691B759G02	115

Manufacturer Cross Reference Index

<u>Part No.</u>	<u>Catalog Page No.</u>	<u>Part No.</u>	<u>Catalog Page No.</u>	<u>Part No.</u>	<u>Catalog Page No.</u>
691B759G04	115	K38H01	121	WE979L	111
691B783H01	113	K4715H01	121	WE979R	111
691B786H03	106	K5572H01	108	WE980L	111
691B786H04	106	K5597H01	107	WE980LY	111
691B789H05	114	K5863H01	106	WE980RY	111
691B789H07	114	M4311G01	124	WE981L	111
692B013H04	121	M4875G01	122	WE981LY	111
692B013H05	121	M5236G02	106	WE981R	111
692B963H01	113	M5302H01	113	WE981RY	111
693B440H01	126	M5608H01	106	WE992	29, 117
694B780H01	120	R8911H08	109	WE993	29, 117
694B930H01	119	SCS409172	118	WE995	29, 117
6954C41H06	113	T5488H01	103	WE996	29, 117
6999C73G03	118	T6908G05	105	WE99FS	117
6999C73G04	118	T6908G06	105	X10DS1H35	115
7029C48G01	123	T7572H01	116	X18BS2H50	121
7030C04G01	116	T7572H02	116	X18RS1H01	126
7030C04G05	116	T7572H03	116	X30AS2H47	123
7030C04G07	116	T7572H04	116	X37AS1H04	125
7030C04G09	116	U303H04	103	X37CS1H02	125
7030C04G17	116	U303H07	103	X37CS1H03	125
7199D92G04	113	U303H08	103	X37CS1H04	126
7206D04G01	105	W409S	108	X37DS1H01	125
7206D04G02AY	105	WE956PL	110	X37DS1H06	125
7206D04G03AY	105	WE956PR	110	X4WS1H03	107
7206D04G04	105	WE960	108	X5BFS1H06	109
7206D11G01AY	105	WE961	108	X5BGS1H06	120
7206D11G02	105	WE962	108	X6ZAS1H06	121
7206D11G03	105	WE962P1	108	X6ZAS1H09	120
7206D11G04	105	WE970	108	X6ZS6H82	120
7263C67G02	120	WE971	108	X9BS3H59	120
7263C73G01	120	WE972	108		
7428C71H01	125	WE973W1	108		
7428C77G04	122	WE973W2	108		
7428C77G05	122	WE973W3	108		
7428C77G06	122	WE974W1	108		
7428C77G07	122	WE974W2	108		
7428C77G08	122	WE975L	110		
7428C77G09	122	WE975LY	110		
7428C91H40	113	WE975R	110		
7428C91H42	113	WE975RY	110		
7428C91H44	113	WE976C	110		
7428C91H71	119	WE976CY	110		
864A889H01	106	WE976LY	110		
864A928H01	119	WE976RY	110		
864A976H01	116	WE977C	110		
864A978H02	119	WE977CY	110		
865A183G01	123	WE977L	110		
865A206G02	121	WE977LY	110		
866A348H01	107	WE977R	110		
866A702H01	114	WE977RY	110		
866A703G01	114	WE978C	111		
866A704G01	114	WE978L	111		

Units Conversion Table

64ths, Decimals, Fractions

64ths Inches	Decimals		Fractions
	Inches	Millimeters	Inches
1	.0156	0.397	–
2	.0313	0.794	$\frac{1}{32}$
3	.0469	1.191	–
4	.0625	1.587	$\frac{1}{16}$
5	.0781	1.984	–
6	.0938	2.381	$\frac{3}{32}$
7	.1094	3.778	–
8	.1250	3.175	$\frac{1}{8}$
9	.1406	3.572	–
10	.1563	3.969	$\frac{5}{32}$
11	.1719	4.366	–
12	.1875	4.762	$\frac{3}{16}$
13	.2031	5.159	–
14	.2188	5.556	$\frac{7}{32}$
15	.2344	5.953	–
16	.2500	6.350	$\frac{1}{4}$
17	.2656	6.747	–
18	.2813	7.144	$\frac{9}{32}$
19	.2969	7.541	–
20	.3125	7.937	$\frac{5}{16}$
21	.3281	8.334	–
22	.3438	8.731	$\frac{11}{32}$
23	.3594	9.128	–
24	.3750	9.525	$\frac{3}{8}$
25	.3906	9.922	–
26	.4063	10.319	$\frac{13}{32}$
27	.4219	10.715	–
28	.4375	11.112	$\frac{7}{16}$
29	.4531	11.509	–
30	.4688	11.906	$\frac{15}{32}$
31	.4844	12.303	–
32	.5000	12.700	$\frac{1}{2}$

64ths Inches	Decimals		Fractions
	Inches	Millimeters	Inches
33	.5156	13.097	–
34	.5313	13.493	$\frac{17}{32}$
35	.5469	13.890	–
36	.5625	14.287	$\frac{9}{16}$
37	.5781	14.684	–
38	.5938	15.081	$\frac{19}{32}$
39	.6094	15.478	–
40	.6250	15.874	$\frac{5}{8}$
41	.6406	16.272	–
42	.6463	16.668	$\frac{21}{32}$
43	.6419	17.065	–
44	.6875	17.462	$\frac{11}{16}$
45	.7031	17.859	–
46	.7188	18.256	$\frac{23}{32}$
47	.7344	18.653	–
48	.7500	19.050	$\frac{3}{4}$
49	.7656	19.447	–
50	.7813	19.843	$\frac{26}{32}$
51	.7969	20.240	–
52	.8125	20.637	$\frac{13}{16}$
53	.8281	21.034	–
54	.8438	21.431	$\frac{27}{32}$
55	.8594	21.828	–
56	.8750	22.225	$\frac{7}{8}$
57	.8905	22.621	–
58	.9063	23.018	$\frac{29}{32}$
59	.9219	23.415	–
60	.9375	23.812	$\frac{15}{16}$
61	.9531	24.209	–
62	.9688	24.606	$\frac{31}{32}$
63	.9844	25.003	–
64	1.0000	25.400	1



Escalator Service Parts

6310 W. Howard St.

Niles, IL 60714-3480 USA

United States

800.929.9247 Phone

847.581.2949 Fax

Canada

800.268.5392 Phone

416.253.6661 Toronto

416.253.1662 Fax

International

847.965.0700 Phone

847.965.3758 Fax

adams_parts@adamselevator.com

adams_safety@adamselevator.com

Website: adamselevator.com