

# Kone/Montgomery Escalator Parts


**Escalator Parts**

- Steps, Treads, Risers, Inserts and Tools..... 48–49
- Comb Plates ..... 50–51
- Sheaves, Rollers and Wheels ..... 52
- Chains, Sprockets and Belts..... 53
- Controls, Switches and Hardware..... 53
- Handrail and Related Items ..... 54
- Replacement handrails ..... 54



# Steps, Treads, Risers, Inserts and Tools

## Steps, Treads




## Risers



Part Number	Description
29102	Center Step Tread, 15 53/64" x 8 1/16", Gray
29103	Left-hand Step Tread 15 53/64" (Orig) x 8 1/16", Gray
29104	Right-hand Step Tread 15 53/64" x 8 1/16", Gray
29105	Cleated Step Riser
32120	Step Guide - Vhmw, Black
59433	Cleated Riser, Right-hand
59434	Cleated Riser, Left-hand
60427	Step Safety Guide
60957-003	Left-hand Step Tread 15 29/32" (New Style Steps) x 8 1/16", Gray
60958-003	Right-hand Step Tread 15 29/32" (New Style Steps) x 8 1/16", Gray
P-34242-001	4E Step Thru Axle Crystal 2000
P-34243-001	5E Step Thru Axle 40" Wide
P-34245-001	4E Step "New" Thru Axle 32" Wide

# Steps, Treads, Risers, Inserts and Tools


## Inserts, Tools



Part Number	Description
69461-001	Riser Insert — Left-hand, Black
69462-001	Riser Insert — Right-hand, Black
69463-001	Escalator Step Insert — Left-hand, Black
69463-102	Left-hand Insert, Tread Yellow
69464-001	Insert Tread — Right-hand, Black
69465-001	Insert Tread — Mid, Black
69465-102	Center Insert, Tread Yellow
93884-001	Step Removal Tool - Sold in Pairs




# Comb Plates



NOTE: For safe riding, Adams recommends strongly that you replace any comb plate that has even one broken or missing tooth.

5

# Comb Plates



Part Number	Description
68506-005	Comb segment, left-hand, 22 teeth, yellow aluminum
68507-005	Comb segment, right-hand, 22 teeth, yellow aluminum
68508-005	Comb segment, right-hand, 8", yellow aluminum
68509-005	Comb segment, left-hand, 8", yellow aluminum
69181-001	Black plastic comb, middle
69181-002	Comb segment, center, yellow, 8", 24 teeth (For E5000)
69182-001	Black plastic comb, right-hand
69182-002	Comb segment, right-hand, yellow
69183-001	Black plastic comb, left-hand
69183-002	Comb segment, left-hand, yellow
69971-001	Comb segment, right-hand, aluminum (For 5E Cast Step)
69972-005	Comb segment, left-hand, cast yellow (For 4E, 5E)
DEE1718890	Comb segment, left-hand
DEE1718891	Comb segment, right-hand
ME980	Comb plate, aluminum, 8 3/8" long
ME980Y	Comb plate, 8 3/8", yellow, 25 teeth
ME980S	Kit 15pc Screws 16-18 X 5/8 Ph Flt Stl Zin
P-46634-LH	Comb segment, left-hand, 22 1/2" teeth, 7 5/8" long
68506-005	Comb segment (Same as 69972-001)
P-46635-RH	Comb segment, right-hand, 22 1/2" teeth, 7 5/8" long
P-46635Y-RH	Comb segment, yellow (Same as P-46635)
P-46670-RH	Aluminum, comb segment, right-hand, 8" (For 3E Step)
P-46670YP-RH	Yellow, comb segment, right-hand, 8" plastic
P-46671-LH	Aluminum, comb segment, left-hand, 8" (For 3E Step)
P-46671YP-LH	Yellow, comb segment, left-hand, 8" plastic



ME980S

# Sheaves, Rollers and Wheels

## Trailing Roller




## Roller and Spindle




## Newel Roller and Bearing Shaft



## Step Roller



## Handrail Roller and Roller Cluster



Part Number	Description
60823	Tach Sheave, 4"
69006-002	Step Axle Roller 1.5" OD 7/16", ID 1/2" W
69043-001	Step Wheel 3" Diameter, 7/8" W 22m ID
69070-001	Step Roller 2 1/2" OD, 17mm ID
HA-1144-X5	Wheel Puller 4" Montgomery Escalator
ME970	Step Roller, 3 15/16"
ME971	Step Roller, 3 15/16"

Part Number	Description
ME972	Trail Roller, 3"
P-22723	Handrail Newel Guide Roller — M3000
P-26650	Handrail Drive Chain Roller
P-26936	Handrail Idler Roller
P-27508	Escalator Newel Roller and Bearing Shaft
P-27749	Roller Cluster Assembly
P-32713-001	Roller and Spindle 4" D x 7/8"
34933	Shaft Handrail Sheave

# Chains, Sprockets and Belts



42861



93885-001

Part Number	Description
42861	Step Chain, 1 Pr assembly w/ 4 rollers, 16" long
59011	Sprocket (Bull Gear), HR, DR, BG, Sgl #100
67884	Step Chain — standard 24P [6-Stps 2-Sides]
93885-001	V-Belt (or Serpentine), Microvee Handrail Drive (For E5000 Escalator)
P-34381-001	Roller Guide Chain (For E5000 Escalator)

# Controls, Switches and Hardware

5



59564



60031



P-27110



P-27233



P-27266



P-7956



P-2820

Part Number	Description
59564	Skirt Switch
60031	Skirt Switch, Micro BZE6-7RN51
68021-002	Coil Spring Switch
P-27110	Brake Control PCB 24V, without X-Former
P-2820	Brake Solenoid Assembly DC Short Stroke
P-27233	Flange Coupling w/ Roller — 2 Piece Kit
P-27266	Flange Coupling w/ 4" Roller — 1 Pair
P-7956	Coupling Motor Halves



68021-002

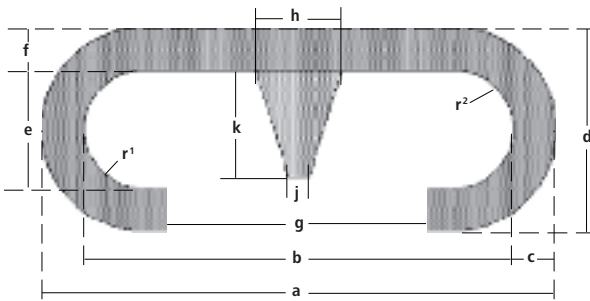
# Handrails and Related Items



Part Number	Description
32926	Support Curve, Urs, Ste
60440	Guide, Newel, models 4000, 5000
29325-00A	Handrail Inlet Brush
60263-010	Guide Handrail Rd End Track 13'

## 5

### Replacement for Montgomery handrails



$a = 3\frac{7}{16}" (88\text{mm})$	$f = \frac{7}{16}" (110\text{mm})$	$r^1 = \frac{1}{4}" (6\text{mm})$
$b = 2\frac{11}{16}" (68\text{mm})$	$g = 1\frac{9}{16}" (40\text{mm})$	$r^2 = \frac{3}{8}" (10\text{mm})$
$c = \frac{3}{8}" (10\text{mm})$	$h = \frac{3}{4}" (19\text{mm})$	
$d = 1\frac{7}{16}" (37\text{mm})$	$j = \frac{9}{32}" (7\text{mm})$	
$e = \frac{5}{8}" (16\text{mm})$	$k = \frac{11}{16}" (17\text{mm})$	

Part Number	Description
ME990	Montgomery, Cotton Duck with Steel Tape for "V" Type Models
ME995	Montgomery, Slimline for E500
ME993	Montgomery, Cotton Duck with Steel Cords for models 68 and Crystal 2000, 3000, 4000, 5000



NOTE: For information on the features/benefits of choosing Adams replacement handrails, how to measure escalator handrails, and how to coil escalator handrails, see pages 23 – 29.