

Haughton Escalator Parts

Escalator Parts

Steps, Treads and Tools	32
Step Chains and Hardware	33
Step Rollers	34
Handrails	35
Handrail Sheaves	36
Miscellaneous Handrail Parts	37
Switches	38
Controls	39
Hardware	39 – 40
Replacement Comb Plates	41
Comb Plates Sections and Parts	42

Haughton Steps, Treads and Tools

Steps, Treads



Step Assemblies



Miscellaneous



Part Number	Description	Haughton Model
60813	Step Assembly CD-32 Stainless Steel	CD-32
60815	Step Assembly CD-48 Stainless Steel	CD-48
63007	Right Step Tread Black	
63008	Standard Step Tread Black	
63197	Left Step End Frame	HC
63201	Standard Step Tread Black	HC, HCM
63242	Right Step Tread Black	HC, HCM
64097	E48 Step w/Cleat Riser	HC-48
64100	E32 Step Assembly 24" Wide Cleat	HC-32
73847	Left End Step Frame Assembly	HC
73848	Right End Step Frame Assembly	HC
90917	Step Tread Screw	
90936	Step Axle Bushing	
93031	Step Tread Screw 12-24 x 7/8"	All
93032	Shim, Step Wheel	
93040	Step Latch Spring	All
93041	Latch Pin	All

Haughton Step Chains and Hardware

Step Chains and Hardware



Axle Assembly



Part Number	Description	Haughton Model
3-40297-71	Radius Chain Guide	HCM
3-40295-89	Step Chain (order in multiples of 10.9') (8 Steps)	HC
63024	Triple Drive Sprocket Top/Bottom	
71100	Step Chain (11'-0")	CD
73841	Axle Assembly, 32" Step	
73842	Axle Assembly, 48" Step	
74088	Step Chain (4 > 74089)	
74591	Radius Chain Guide w/ Brackets	
91751	1 1/4" Pitch Chain Link	
91776	Chain Roller Link	
93501	Triple Drive Chain 80-3	
JE976	'H' Escalator Chain Roller 3 15/16"	

Replacement Haughton Step Rollers

Step Shaft



Trailing Wheel



Step Rollers



Part Number	Description	O. D.	Width	Haughton Part No
93483	Step shaft for 3" diameter wheel			
97445	Trailing wheel and step shaft assembly, 6203LLU bearing; shaft = 3.125"L	3"	1"	97445
JE970	Chain roller for models D, DM, E, ED, HC and step roller for models C, CD one ball bearing x 0.7874" I.D.	3 1/2"	1 1/32"	97662
JE971	Step roller for Peele Escalators, one ball bearing x 0.6693" I.D. (JE971X w/ axel stud)	3"	1"	97444, 93485
JE971Y	Trailing wheel w/o shaft; 88503 bearing = 0.6693" I.D.; 95A Duro.	3"	1"	97443, 3-1143-5
JE972	One ball bearing x 0.7874" I.D.	4"	15/16"	84578
JE975	Step roller for models C, CD	3 1/2"	1 3/16"†	80004
SWS770761	Step roller assembly with stud (JE973X)	2 3/4"	1"	

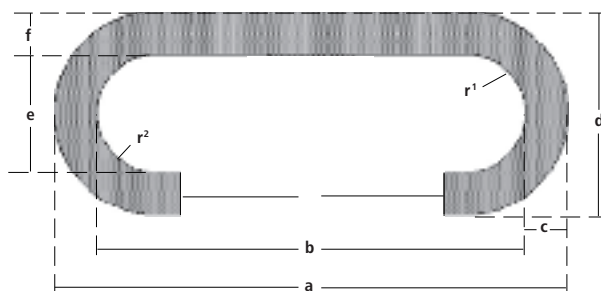
†Width at shoulder

Haughton Handrails



Part Number	Description	Haughton Model
3-40050-17	Handrail Sheave	HC, HCM
3-40050-27	Left Hand Newel Ring Bolt Clip	HC, HCM
3-40050-28	Right Hand Newel Ring Bolt Clip	HC, HCM
3-40050-29	Handrail Track Support (12')	HC, HCM
3-40050-34	Handrail Track Support, Lower	HC, HCM
3-40050-35	Handrail Track Support, Upper	HC, HCM
3-40050-39	Handrail Drive Chain 11.375'	HC, HCM
3-40050-40	Handrail Track, Upper Segment	HC, HCM
3-40050-41	Handrail Track, Lower Segment	HC, HCM
3-40053-78	Newel Assembly, UL	HC, HCM
3-40053-79	Newel Assembly, UR	HC, HCM
3-40230-52	Nylon Track Liner Handrail Guide (Order 500')	HC, HCM
3-40230-53	Track, Extrusion (order in multiples of 12')	HC, HCM
83386	Handrail Track	
93437	Track Support Rod	
97631	Drive Chain #60	HC

Replacement for Haughton handrails



- | | |
|-------------------------------|-------------------------------|
| a = 3 1/4" (82mm) | f = 3/8" (10mm, ±1) |
| b = 2 1/2" (63mm, ±2) | g = 1 1/16" (42mm, ±2) |
| c = 3/8" (10mm) | r1 = 1/4" (6mm) |
| d = 1 7/16" (37mm, ±1) | r2 = 3/8" (10mm) |
| e = 5/8" (16mm) | |


Part Number	Description
JE991	Haughton, Steel Cord




NOTE: For information on the features/benefits of choosing Adams replacement handrails, how to measure escalator handrails, and how to coil escalator handrails, see pages 23 – 26.

Haughton Handrail Sheaves

Bearings



Sprockets and Miscellaneous Handrail Parts



Sheaves



Part Number	Description	Haughton Model
2210669-01	Bearing, B/B .6693 ID x 1.5748 OD (93478)	
3-40041-51	Idler Sprocket	HC
3-40050-07	Tube Spacer for Roller	HC, HCM
3-40050-09	Guide Roller/Bearing	HC, HCM
3-40050-19	Idler Sheave, Bearing and Shaft	HC, HCM
3-40050-21	Driven Sprocket	HC, HCM
3-40050-22	Lagging 96" for Handrail Drive Sheave	HC, HCM
3-40050-24	Sheave for Handrail Drive w/ Bracket	HC, HCM
3-40050-32	Sprocket and Shaft	HC, HCM
3-40050-33	3/4" Pitch Sprocket and Shaft	HC, HCM

Part Number	Description	Haughton Model
3-40092-41	Guide Roller Assembly	HCM
3-40092-42	Guide Roller Assembly	HCM
3-40297-69	Guide roller	HCM
64157	Idler Sheave Assembly, Lower	
81329	Idler Sheave Assembly	
84289	4" Idler Assembly	ED
85403	Tension Idler	HC
85405	Tension Idler	HC
93475	Ball Bearing 5204 CFF MRC	
93382	Idler Stud Shaft	
93495	Bearing for Handrail Sprocket	
ECXC4799	V-B Gripshure Cement	HC, HCM


Haughton Miscellaneous Handrail Parts



Part Number	Description	Haughton Model
3-40050-01	Splice Bar Section	HC, HCM
3-40050-04	Mounting Plate Guide	HC, HCM
3-40050-10	Mounting Angle Left Hand	HC, HCM
3-40050-15	Mounting Angle Weldment	HC, HCM
3-40050-31	Shaft	HC, HCM
3-40050-48	Left Hand Mounting Angle	HC, HCM
3-40050-49	Right Hand Mounting Angle	HC, HCM
3-40050-56	Scr Rh S-Tap $\frac{8}{32}$ " x $\frac{5}{16}$ "	HC, HCM
3-40050-57	Bolt, $\frac{1}{4}$ -20 x $\frac{5}{8}$ " Hex Head	HC, HCM
3-40050-58	Bolt, $\frac{1}{4}$ -20 x $\frac{3}{4}$ " Hex Head	HC, HCM
3-40050-59	Square Washer	HC, HCM
3-40053-74	Mounting Plate	HC, HCM
3-40053-75	Support Plate	HC, HCM
3-40053-93	Screw HI Set $\frac{3}{4}$ " x 5"	HC, HCM
93567	60 Connecting Link	
93568	Off Set Link 60L	

Haughton Switches

3



Part Number	Description	Haughton Model
3-40079-51	Key Ace CLC332	HC, HCM
3-40116-12	Fuse 10 Amp	HC, HCM
3-40245-63	Micro Switch	CD
3-40284-26	Rev Phase Relay Assembly	HCM
80319	Micro Switch	
91850	Fuse 8 Amp Frn (order in multiples of 10)	
93584	Micro Switch	
7285C64H28	Micro Switch Bze6-2rq	
93640	Safety Switch Trigger Pin	
93669	Three Phase Voltage Monitor	
93797	Start Switch Lock Assembly	
93799	Starting Switch Assembly	CD
97846	Key Switch #2111 Key Escalator Start/Stop	
84299	Solenoid and Capacitor Assembly	

Haughton Controls



Part Number	Description	Haughton Model
3-40031-88	Brake Coil	HC
3-40032-19	Brake Shoe	HC
3-40041-50	Brake Rotary Assembly	HC, HCM
84199	Transformer 480v 3ph	HC
91277	Emergency Brake Rod and Clevis	

Haughton Hardware



Part Number	Description
93033	Ring 5100-93
93474	Exterior Snap Ring
93496	Internal Snap Ring
93499	External Snap Ring

Haughton Hardware

3




Part Number	Description
91151	Spring Clip
91177	Nylon Shoe
91238	Mount Plate
91252	Support Plate, Center Track
91298	Meeting Block
91326	Shim
91327	Shim
91508	Track Bracket Angle
91509	Top Track Bracket Angle
91657	Bottom Track Bracket Plate
91660	Bottom Track Bracket Meeting Plate
91752	Conn Link
91753	Offset Link (Prod #17433)
93042	Drive Pin
93153	Drilled Hex Head Cap Screw
93278	Drive Lock Pin 3/8" Long
93360	Screw
93380	Shim
93468	Special Washer Fi New A
93469	Washer Plate

Part Number	Description
93470	Washer Plate
93503	Drilled Head Cap Screw
93515	Bushing Handrail Tension I
93551	Shim 1/4"
93552	Shim 1/8" Fin Newel Assembly
93602	Feeder Wick
93639	Trigger
93641	Trigger Pin Collar
93647	T Head Bolt 1/2" x 1 1/4"
93801	Arm, Extension
93862	Washer Plate



93602

Replacement Haughton Comb Plates



Part Number	Description	Escalator Size	Haughton Part No
JE980R	Right-hand, 7 teeth; 2 7/16" W	48"	83083
JE980RY	Right-hand, yellow, 7 teeth; 2 7/16" W	48"	83083
JE980C	Center section, 15 teeth; 4 15/16" W	48"	63018
JE980C-01	ES Comb Plate, Trimmed		
JE980C-01A	ES Comb Plate		
JE980CY	Center, yellow, 15 teeth; 4 15/16" W	48"	63018
JE980L	Left-hand, 7 teeth; 2 7/16" W	48"	83084
JE980LY	Left-hand, yellow, 7 teeth; 2 7/16" W	48"	83084



Part Number	Description	Escalator Size	Haughton Part No
JE981R	Right-hand, 13 teeth; 4 15/32" W, 3 7/16" H	32"	83085
JE981RY	Right-hand, yellow, 13 teeth; 4 15/32" W, 3 7/16" H	32"	83085
JE981L	Left-hand, 13 teeth; 4 15/32" W, 3 7/16" H	32"	83086
JE981LY	Left-hand, yellow, 13 teeth; 4 15/32" W, 3 7/16" H	32"	83086


NOTE: For safe riding, Adams recommends strongly that you replace any comb plate that has even one broken or missing tooth.

Comb Plates Sections and Parts

3



Part Number	Description	Haughton Model/Part No
60682	Comb Tooth Section	CD
63018	Center Section	HC
80815	Left Tooth Section	
80821	Right Tooth Section	
80851	Right Tooth Section	CD
80852	Left Tooth Section	CD
83085	Right Tooth Section	HC
83086	Left Tooth Section	HC
93389	5/8-11 x 1 Flat Head, Screw	HC
HA-1100-H7	Flat Head Screw, Aluminum	HC, HCM



NOTE: For safe riding, Adams recommends strongly that you replace any comb plate that has even one broken or missing tooth.